

ADMINISTRATIVE AND FINANCE COMMITTEE

AGENDA FOR

OCTOBER 28, 2010

Ken Williams – Chair
 Michael Hogan – Vice Chair
 Hershell Price – Vice Chair
 Jim Bond
 Jim Bowersox
 Mitch Dion
 Frank Hilliker

Bud Lewis
 Bud Pocklington
 Richard Smith
 Fern Steiner
 Barbara Wight
 Howard Williams
 Tom Wornham

1. Roll call – determination of quorum.
2. Additions to agenda (Government Code Section 54954.2(b)).
3. Public comment – opportunities for members of the public to address the Committee on matters within the Committee’s jurisdiction.
4. Chair’s report.
 4-A Directors’ comments.

I. CONSENT CALENDAR

1. Treasurer’s report. Eric Sandler
Staff recommendation: Note and file the monthly Treasurer’s report.
 (Action)
2. Establish 2011 Board meeting dates. Doria Lore
Staff recommendation: Combine the November and December Board meeting dates to December 8, 2011, and approve the 2011 Board meeting dates calendar. (Action)
3. Amend Ordinance 2010-02 to correct an error in the allocation of the Storage, Customer Service, and Readiness-to-Serve charges to member agencies. David Shank
Staff recommendation: Adopt Ordinance 2010-__ an Ordinance of the Board of Directors of the San Diego County Water Authority amending Ordinance 2010-02 to correct the allocation of the storage, customer service and readiness-to-serve charges. (Action)



II. ACTION/DISCUSSION

1. Approve the selection of Montague DeRose and Associates, LLC to provide financial advisory services. David Shank
Staff recommendation: Authorize the General Manager to award a multi-year professional services contract to Montague DeRose and Associates, LLC for a base amount not-to-exceed \$350,000 for the three-year period from November 1, 2010 to October 31, 2013. The contract has two one-year renewal options. (Action)

III. INFORMATION

1. Presentation on Short-Term Debt Financing Strategy - Commercial Paper Program update. David Shank
2. Controller's report on monthly financial statements. Cindy Navaroli
3. Review of Water Authority memberships. David Shank
4. Report on purchase orders and contracts for goods and services above \$10,000 awarded between July 1, 2010 and September 30, 2010. Baldemar Troche
5. Public Disclosure Reports. Cindy Navaroli
 - 5-A Reimbursements to Board members and staff per Government Code Section 53065.5
 - 5-B Board of Directors' Third Quarter 2010 Payments and Attendance. Cindy Navaroli
6. Board Calendar.

IV. CLOSED SESSION

V. ADJOURNMENT

Doria F. Lore
Clerk of the Board

NOTE: This meeting is called as an Administrative and Finance Committee meeting. Because a quorum of the Board may be present, the meeting is also noticed as a Board meeting. Members of the Board who are not members of the Committee may participate in the meeting pursuant to Section 2.00.060(g) of the Authority Administrative Code (Recodified). All items on the agenda, including information items, may be deliberated and become subject to action. All public documents provided to the committee or Board for this meeting including materials related to an item on this agenda and submitted to the Board of Directors within 72 hours prior to this meeting may be reviewed at the San Diego County Water Authority headquarters located at 4677 Overland Avenue, San Diego, CA 92123 at the reception desk during normal business hours.



October 20, 2010

Attention: Administrative and Finance Committee

Treasurer's Report

Attached for review by the Administrative and Finance Committee and the Board of Directors is the Treasurer's Report as of September 30, 2010. The reports are formatted to provide information as required by the California Government Code and the San Diego County Water Authority's Annual Statement of Investment Policy, which was last adopted by the Board on December 17, 2009. A brief description of each report follows:

Portfolio Master Summary: This one page report summarizes all cash and investments held by the Water Authority.

Portfolio Characteristics: This one page snapshot shows the Water Authority's portfolio holdings by type and percentage; the maturity distribution of the portfolio; the portfolio yield for the past twelve months, with and without bond-related funds, compared to a rolling average yield of the Board adopted benchmark; the credit quality of the portfolio's holdings; the cash flow projections for the next six months; and relevant market information.

Portfolio Details - Investments: This report takes the summary information listed in the Portfolio Master Summary and provides details of active investments.

Activity Summary: This one page report produces a thirteen-month rolling summary of portfolio investment activity.

The Water Authority's portfolio is diversified among investment types, with a current concentration toward short-term maturities. This concentration is the result of cash flow needs, as well as the current historic low interest rate environment. The portfolio is comprised of high quality investments, with 85.5 percent currently invested in AAA-rated securities. The Water Authority's overall portfolio decreased to 0.73 percent in September 2010, and continues to exceed the investment benchmark of 0.34 percent in September 2010. Bond Fund proceeds are expected to fund Capital Improvement Program expenditures for the next two to three years.

All investments have been made in accordance with the San Diego County Water Authority Statement of Investment Policy. This report provides documentation that the Water Authority has sufficient funds to meet the financial obligations for the next six months. The market value information is provided by Bloomberg L.P. and is as of the report date.

Eric Sandler, Director of Finance/Treasurer

PORTFOLIO MASTER SUMMARY
as of September 30, 2010

PORTFOLIO PERCENTAGES

Investment Type	Permitted By Board Policy	Actual Percentage	Actual Amount
Local Agency Investment Fund (LAIF)	\$50 Million	13.76%	\$ 39,950,413
Banker's Acceptances	20%	0.00%	-
Treasury Securities	15% - Minimum	22.67%	65,845,835
Agency Securities	85%	52.46%	152,356,026
Reverse Repurchase Agreements	20%	0.00%	-
Certificates of Deposit (CDARS)	15%	0.69%	2,000,000
Negotiable Certificates of Deposit	15%	0.00%	-
Commercial Paper	25%	4.81%	13,955,114
Medium Term Notes/Corporates	30%	0.00%	-
JPA Pools (CAMP)	25%	5.20%	15,113,498
Money Market Funds	15%	0.41%	1,198,028
		100.00%	\$ 290,418,914
Accrued Interest (unavailable for investing)			539,471
Checking/Petty Cash/Available Funds (unavailable for investing)			458,716
Subtotal for Pooled Funds:			\$ 291,417,101
<u>Bond/CP Fund Excluded from Portfolio Percentages:</u>			
Treasury Securities			-
Agency Securities			286,185,765
Certificates of Deposit (CDARS)			15,000,000
Commercial Paper			6,987,400
Local Agency Investment Fund (LAIF)			164,004,599
JPA Pools (CAMP)			100,546,699
Money Market Funds and Cash			10
			\$ 572,724,473
Accrued Interest (unavailable for investing)			-
Subtotal for Bond/CP Fund (available for CIP expenditures):			\$ 572,724,473
<u>Debt Service Reserve (DSR) Funds Excluded from Portfolio Percentages:</u>			
Agency Securities and Money Market Fund - Series 2004A COPs			38,763,010
FSA - Reserve (GIC) Series 2002A COPs			18,385,750
Trinity Plus - Reserve (GIC) Series 1998A COPs			12,240,775
Subtotal for Debt Service Reserve Funds (unavailable for CIP expenditures):			\$ 69,389,535
Total Cash and Investments			\$ 933,531,109

PORTFOLIO INFORMATION

	Pooled Funds **	Bond/CP Fund	Debt Service Reserve	Total *
Portfolio Yield to Maturity - 365 Days	0.61%	0.56%	2.68%	0.73%
Average Term	424	277	185	316
Average Days to Maturity (730 Days Maximum)	271	153	168	191
Accrued Interest Earnings (Cash and Investments):				
Month Ended September 2010	\$ 83,730	\$ 689,868	\$ 153,761	\$ 927,359
Fiscal Year to Date ***	\$ 848,217	\$ 2,111,921	\$ (131,108)	\$ 2,829,030
Total Cash and Investments	\$ 291,417,101	\$ 572,724,473	\$ 69,389,535	\$ 933,531,109

* "The weighted average days to maturity of the total portfolio shall not exceed 730 days (two years) to maturity" per SDCWA Investment Policy.

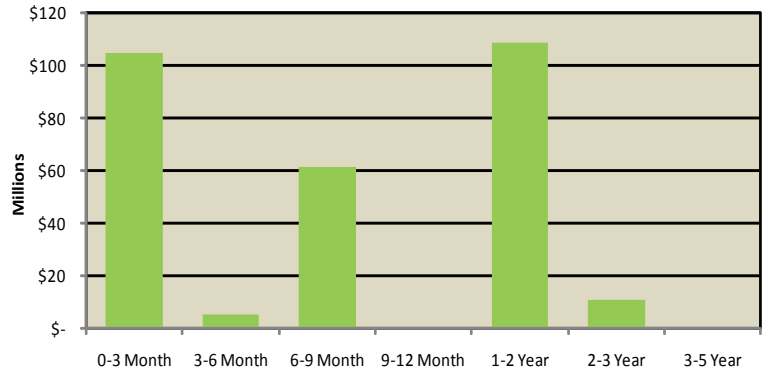
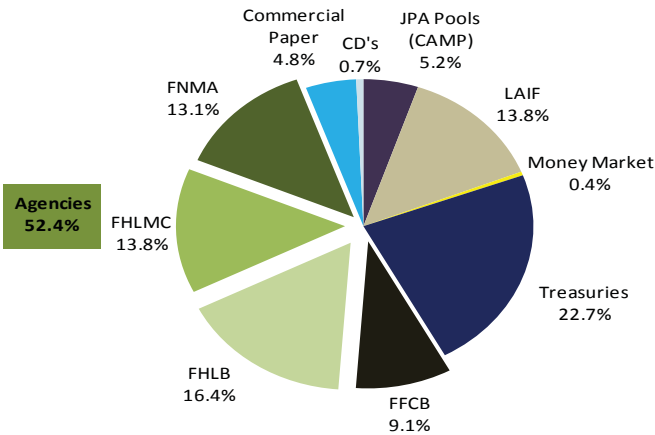
** Pooled Funds include Operating, Pay Go, RSF and Equipment.

*** Interest earnings have been reduced by the premiums that were paid at the time of purchase for investments that matured in August 2010.

Asset Allocation

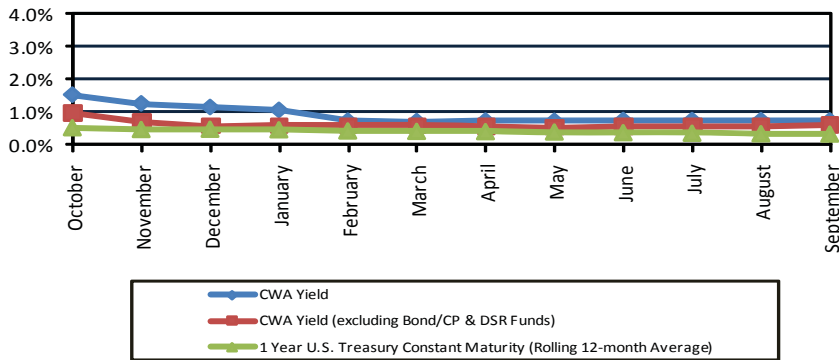
Maturity Distribution

P o o l e d F u n d s



Portfolio Yield: Oct. 2009 - Sept. 2010

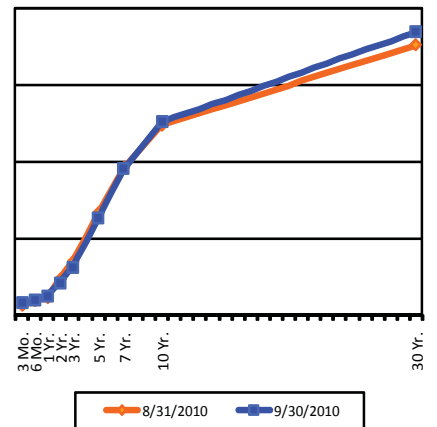
Credit Quality



	% OF PORTFOLIO
US Treasury (AAA)	22.7%
Agency (AAA)	52.4%
Other (AAA)*	10.4%
AA**	0.0%
not rated***	14.5%
	100.0%

* Includes money market funds & JPA Pools (CAMP)
 ** The Water Authority's Investment Policy does not permit investments with a rating below AA-
 *** Includes LAIF, which is part of the state investment pool, and is not rated; and CDARS, which is comprised of FDIC-insured CDs

U.S. Treasury Yield Curve



Month End	Investment Maturities	Projected Receipts	Projected Disbursements	Reinvestment/ (Use) of Liquid Funds	Projected Cash & Investments
Pooled Funds					
Sept 2010					\$291.42
Oct 10	14.00	43.56	72.42	(14.87)	262.55
Nov 10	20.00	30.33	17.83	32.50	275.05
Dec 10	14.00	33.89	20.83	27.06	288.11
Jan 11	-	28.91	16.00	12.91	301.02
Feb 11	-	26.01	17.69	8.33	309.34
Mar 11	5.00	20.25	12.75	12.51	316.85
Bond/CP Fund					
Sept 2010					\$572.72
Oct 10	8.20	0.24	66.20	(57.76)	506.76
Nov 10	-	0.23	12.30	(12.07)	494.69
Dec 10	-	0.22	13.75	(13.53)	481.17
Jan 11	-	0.22	15.44	(15.23)	465.94
Feb 11	29.80	0.21	17.37	12.64	448.78
Mar 11	31.00	0.20	15.21	15.99	433.77

Market Notes

On September 21st, the FOMC maintained the target for the federal funds rate at a range of 0-25 basis points. The next meeting is November 3rd.

**SDCWA - Fiscal Year 2011
Portfolio Management
Portfolio Details - Investments
September 30, 2010**

CUSIP	Investment #	Issuer	Average Balance	Purchase Date	Par Value	Market Value	Book Value	Stated Rate	S&P	YTM 365	Days to Maturity	Maturity Date
Managed Pool Accounts												
CASH35	73	CAMP - OPERATING/POOLED			15,113,498.21	15,113,498.21	15,113,498.21	0.230	AAA	0.230	1	
CASH37	6004	CAMP - 2008A COPS			44,687,549.39	44,687,549.39	44,687,549.39	0.230	AAA	0.230	1	
CASH44	3004	CAMP - 2010A BONDS			50,065,599.66	50,065,599.66	50,065,599.66	0.230	AAA	0.230	1	
CASH45	4004	CAMP - 2010B BONDS-BABS			5,793,550.34	5,793,550.34	5,793,550.34	0.230	AAA	0.230	1	
CASH07	205	FSA CAPITAL MGMT. SVC. - 2002A			18,385,750.00	18,385,750.00	18,385,750.00	5.810	AAA	5.810	1	
CASH42	3001	GOLDMAN - 2010A BONDS		07/01/2010	0.00	0.00	0.00	0.090	AAA	0.090	1	
CASH43	4001	GOLDMAN - 2010B BONDS-BABS		07/01/2010	0.00	0.00	0.00	0.090	AAA	0.090	1	
CASH31	6001	GOLDMAN - 2008A COPS			0.00	0.00	0.00	0.090	AAA	0.090	1	
CASH11	0002	GOLDMAN - OPERATING/POOLED			1,177,676.04	1,177,676.04	1,177,676.04	0.090	AAA	0.090	1	
CASH13	72	LAIF - OPERATING			39,950,412.98	39,950,412.98	39,950,412.98	0.490		0.490	1	
CASH40	3002	LAIF - 2010A BONDS			112,133.05	112,133.05	112,133.05	0.490		0.490	1	
CASH41	4002	LAIF - 2010B BONDS-BABS			163,892,465.65	163,892,465.65	163,892,465.65	0.490		0.490	1	
CASH17	204	TRINITY PLUS - 1998A			12,240,775.00	12,240,775.00	12,240,775.00	5.550	AAA	5.550	1	
CASH27	1002	US BANK MONEY MARKET FUND			20,351.90	20,351.90	20,351.90	0.001	AAA	0.001	1	
CASH33	208	US BANK MONEY MARKET FUND			268.90	268.90	268.90	0.001	AAA	0.001	1	
Subtotal and Average			389,095,423.71		351,440,031.12	351,440,031.12	351,440,031.12			0.858	1	
Commercial Paper - Discount												
36959JMW0	10013	GENERAL ELECTRIC CAPITAL CORP.		06/14/2010	14,000,000.00	13,955,114.45	13,955,114.44	0.580	AA+	0.599	90	12/30/2010
36959JK51	6175	GENERAL ELECTRIC CAPITAL CORP.		04/08/2010	7,000,000.00	6,987,400.00	6,987,400.00	0.360	AA+	0.366	4	10/05/2010
Subtotal and Average			20,942,514.44		21,000,000.00	20,942,514.45	20,942,514.44			0.521	61	
Federal Agency - Coupon												
31331YC24	10014	FEDERAL FARM CREDIT BANK		07/28/2010	9,500,000.00	9,957,997.64	10,005,022.64	3.250	AAA	0.678	556	04/09/2012
31331GNQ8	10017	FEDERAL FARM CREDIT BANK		09/24/2010	16,120,000.00	16,723,452.20	16,733,543.32	2.250	AAA	0.430	571	04/24/2012
31331JBL6	4014	FEDERAL FARM CREDIT BANK		02/04/2010	9,100,000.00	9,183,447.00	9,116,198.00	1.100	AAA	1.007	468	01/12/2012
31331GNQ8	4018	FEDERAL FARM CREDIT BANK		02/04/2010	5,000,000.00	5,140,300.00	5,121,950.00	2.250	AAA	1.135	571	04/24/2012
31331Y3P3	4019	FEDERAL FARM CREDIT BANK		02/04/2010	10,000,000.00	10,311,700.00	10,443,800.00	3.500	AAA	0.809	367	10/03/2011
31331GDC0	4036	FEDERAL FARM CREDIT BANK		03/10/2010	3,000,000.00	3,105,000.00	3,135,240.00	3.600	AAA	0.750	378	10/14/2011
31331YZ86	4038	FEDERAL FARM CREDIT BANK		03/12/2010	2,300,000.00	2,368,839.00	2,406,076.00	3.875	AAA	0.679	328	08/25/2011
31331Y3P3	4039	FEDERAL FARM CREDIT BANK		03/12/2010	1,400,000.00	1,443,638.00	1,458,884.00	3.500	AAA	0.779	367	10/03/2011
3133XVDM0	10006	FEDERAL HOME LOAN BANK		01/28/2010	20,000,000.00	20,050,000.00	20,056,000.00	0.700	AAA	0.470	199	04/18/2011
3133XVDM0	10007	FEDERAL HOME LOAN BANK		02/17/2010	20,000,000.00	20,050,000.00	20,050,000.00	0.700	AAA	0.485	199	04/18/2011
3133XHPH9	4011	FEDERAL HOME LOAN BANK		02/04/2010	10,000,000.00	10,508,300.00	10,709,100.00	4.875	AAA	0.871	413	11/18/2011
3133XHPH9	4012	FEDERAL HOME LOAN BANK		02/04/2010	5,200,000.00	5,464,316.00	5,569,460.00	4.875	AAA	0.863	413	11/18/2011
3133XVQL8	4013	FEDERAL HOME LOAN BANK		02/04/2010	18,300,000.00	18,470,190.00	18,351,606.00	1.125	AAA	0.970	434	12/09/2011
3133XWW47	4016	FEDERAL HOME LOAN BANK		02/04/2010	4,100,000.00	4,141,410.00	4,099,426.00	1.125	AAA	1.132	525	03/09/2012
3133XTAW6	4017	FEDERAL HOME LOAN BANK		02/04/2010	4,700,000.00	4,830,942.00	4,819,060.40	2.250	AAA	1.077	560	04/13/2012

**SDCWA - Fiscal Year 2011
Portfolio Management
Portfolio Details - Investments
September 30, 2010**

CUSIP	Investment #	Issuer	Average Balance	Purchase Date	Par Value	Market Value	Book Value	Stated Rate	S&P	YTM 365	Days to Maturity	Maturity Date
Federal Agency - Coupon												
3133XUKB8	4021	FEDERAL HOME LOAN BANK		02/04/2010	9,450,000.00	9,495,738.00	9,539,964.00	1.375	AAA	0.744	314	08/11/2011
3133XR4U1	4022	FEDERAL HOME LOAN BANK		02/04/2010	21,100,000.00	21,517,147.00	21,818,455.00	3.125	AAA	0.589	252	06/10/2011
3133XVDU2	4024	FEDERAL HOME LOAN BANK		02/04/2010	14,800,000.00	14,846,324.00	14,847,508.00	0.800	AAA	0.543	217	05/06/2011
3133XVDM0	4029	FEDERAL HOME LOAN BANK		02/17/2010	14,600,000.00	14,636,500.00	14,636,500.00	0.700	AAA	0.485	199	04/18/2011
3133XWEZ8	4030	FEDERAL HOME LOAN BANK		02/17/2010	12,600,000.00	12,647,124.00	12,623,171.40	0.750	AAA	0.617	280	07/08/2011
3133XJVL9	5556	FEDERAL HOME LOAN BANK		09/20/2007	5,000,000.00	5,105,600.00	5,076,300.00	5.000	AAA	4.520	161	03/11/2011
3133XJUT3	8160	FEDERAL HOME LOAN BANK		09/20/2007	2,500,000.00	2,659,375.00	2,539,125.00	5.000	AAA	4.608	525	03/09/2012
3128X9D80	10015	FEDERAL HOME LOAN MORTGAGE COR		07/28/2010	10,595,000.00	10,744,137.87	10,702,658.45	1.125	AAA	0.705	572	04/25/2012
3137EABY4	10016	FEDERAL HOME LOAN MORTGAGE COR		09/24/2010	18,000,000.00	18,441,702.50	18,451,962.50	2.125	AAA	0.444	539	03/23/2012
3137EAAZ2	10019	FEDERAL HOME LOAN MORTGAGE COR		09/24/2010	10,000,000.00	11,021,323.61	11,022,599.51	4.625	AAA	0.609	755	10/25/2012
3134A4HF4	4020	FEDERAL HOME LOAN MORTGAGE COR		02/04/2010	16,200,000.00	16,994,772.00	17,442,054.00	5.500	AAA	0.713	349	09/15/2011
3137EABK4	4028	FEDERAL HOME LOAN MORTGAGE COR		02/17/2010	25,000,000.00	25,330,750.00	25,657,500.00	2.750	AAA	0.454	192	04/11/2011
3128X6U95	4032	FEDERAL HOME LOAN MORTGAGE COR		02/23/2010	3,500,000.00	3,536,855.00	3,598,980.00	3.320	AAA	0.386	133	02/11/2011
31359MM26	10005	FEDERAL NATION MORTGAGE ASSOC.		01/28/2010	20,000,000.00	20,521,400.00	21,120,600.00	5.125	AAA	0.489	196	04/15/2011
31359MZ30	10008	FEDERAL NATION MORTGAGE ASSOC.		02/25/2010	10,000,000.00	10,482,200.00	10,700,400.00	5.000	AAA	0.694	379	10/15/2011
31359MZ30	10012	FEDERAL NATION MORTGAGE ASSOC.		04/29/2010	6,000,000.00	6,300,986.67	6,377,366.67	5.000	AAA	0.796	379	10/15/2011
31398AWQ1	3011	FEDERAL NATION MORTGAGE ASSOC.		02/18/2010	1,200,000.00	1,207,692.00	1,212,984.00	1.375	AAA	0.465	209	04/28/2011
31359MZ30	3012	FEDERAL NATION MORTGAGE ASSOC.		02/18/2010	1,200,000.00	1,257,864.00	1,284,084.00	5.000	AAA	0.740	379	10/15/2011
31398AWK4	3013	FEDERAL NATION MORTGAGE ASSOC.		02/18/2010	762,000.00	778,863.06	775,380.72	1.875	AAA	1.055	567	04/20/2012
31359MZ30	4010	FEDERAL NATION MORTGAGE ASSOC.		02/04/2010	15,000,000.00	15,723,300.00	16,055,250.00	5.000	AAA	0.817	379	10/15/2011
31359M5H2	4015	FEDERAL NATION MORTGAGE ASSOC.		02/04/2010	8,100,000.00	8,607,060.00	8,749,458.00	5.000	AAA	1.006	503	02/16/2012
31398ARH7	4023	FEDERAL NATION MORTGAGE ASSOC.		02/04/2010	14,000,000.00	14,274,680.00	14,513,240.00	3.375	AAA	0.523	230	05/19/2011
31398AVQ2	4033	FEDERAL NATION MORTGAGE ASSOC.		02/23/2010	10,000,000.00	10,071,500.00	10,141,400.00	1.750	AAA	0.440	173	03/23/2011
31398ATL6	4035	FEDERAL NATION MORTGAGE ASSOC.		03/10/2010	3,000,000.00	3,085,890.00	3,128,400.00	3.625	AAA	0.615	318	08/15/2011
31398ATL6	4037	FEDERAL NATION MORTGAGE ASSOC.		03/11/2010	1,500,000.00	1,542,945.00	1,563,600.00	3.625	AAA	0.637	318	08/15/2011
Subtotal and Average			370,228,093.52		392,827,000.00	402,581,261.55	405,654,307.61			0.717	348	
Federal Agency - Discount												
313588JS5	211	FEDERAL NATION MORTGAGE ASSOC.		08/31/2010	38,861,000.00	38,784,832.44	38,762,741.05	0.275	AAA	0.283	300	07/28/2011
313589M34	3010	FEDERAL NATION MORTGAGE ASSOC.		02/18/2010	1,200,000.00	1,199,776.80	1,197,732.00	0.270	AAA	0.277	27	10/28/2010
313588BH7	4031	FEDERAL NATION MORTGAGE ASSOC.		02/23/2010	11,300,000.00	11,293,152.20	11,260,164.36	0.370	AAA	0.381	123	02/01/2011
313588CM5	4034	FEDERAL NATION MORTGAGE ASSOC.		03/10/2010	5,000,000.00	4,995,670.00	4,978,738.89	0.430	AAA	0.444	151	03/01/2011
313588CM5	4040	FEDERAL NATION MORTGAGE ASSOC.		03/18/2010	16,000,000.00	15,986,144.00	15,930,400.00	0.450	AAA	0.464	151	03/01/2011
Subtotal and Average			72,462,796.58		72,361,000.00	72,259,575.44	72,129,776.30			0.349	225	
Treasury Securities - Coupon												
912828EJ5	10002	UNITED STATES TREASURY		10/27/2009	12,000,000.00	12,016,872.00	12,441,876.84	4.250	AAA	0.430	14	10/15/2010
912828JS0	10004	UNITED STATES TREASURY		11/24/2009	20,000,000.00	20,034,380.00	20,192,200.00	1.250	AAA	0.302	60	11/30/2010

SDCWA - Fiscal Year 2011
Portfolio Management
Portfolio Details - Investments
September 30, 2010

CUSIP	Investment #	Issuer	Average Balance	Purchase Date	Par Value	Market Value	Book Value	Stated Rate	S&P	YTM 365	Days to Maturity	Maturity Date
Treasury Securities - Coupon												
912828LT5	10009	UNITED STATES TREASURY		03/24/2010	18,000,000.00	18,132,192.00	18,061,171.88	1.000	AAA	0.786	395	10/31/2011
912828NB2	10018	UNITED STATES TREASURY		09/24/2010	15,000,000.00	15,207,578.48	15,210,504.42	1.000	AAA	0.370	577	04/30/2012
Subtotal and Average			75,830,033.08		65,000,000.00	65,391,022.48	65,905,753.14			0.475	262	
Certificates of Deposit - CDARS												
CDARS03	4026	BORREGO SPRINGS BANK		02/11/2010	245,000.00	245,000.00	245,000.00	1.300		1.300	132	02/10/2011
CDARS04	4027	BORREGO SPRINGS BANK		02/11/2010	9,755,000.00	9,755,000.00	9,755,000.00	1.300		1.300	132	02/10/2011
CDARS01	10001	FIRST BUSINESS BANK		10/08/2009	2,000,000.00	2,000,000.00	2,000,000.00	1.300		1.300	6	10/07/2010
CDARS02	4025	NEIGHBORHOOD NATIONAL BANK		02/11/2010	5,000,000.00	5,000,000.00	5,000,000.00	1.400		1.400	132	02/10/2011
Subtotal and Average			17,000,000.00		17,000,000.00	17,000,000.00	17,000,000.00			1.329	117	
Total and Average			947,167,570.16		919,628,031.12	929,614,405.04	933,072,382.61			0.731	191	

**SDCWA - Fiscal Year 2011
Portfolio Management
Portfolio Details - Cash
September 30, 2010**

CUSIP	Investment #	Issuer	Average Balance	Purchase Date	Par Value	Market Value	Book Value	Stated Rate	S&P	YTM 365	Days to Maturity
Passbook/Checking Accounts											
CASH00	50	WELLS FARGO - RETIREE & COBRA		07/01/2010	31,286.02	31,286.02	31,286.02			0.000	1
CASH01	48	PETTY CASH		07/01/2010	2,500.00	2,500.00	2,500.00			0.000	1
CASH02	1000	WELLS FARGO - OPERATING/POOLED			476,555.77	476,555.77	476,555.77	0.001		0.001	1
CASH03	1001	WELLS FARGO - PAYROLL ZBA		07/01/2010	-51,625.40	-51,625.40	-51,625.40			0.000	1
CASH38	3000	WELLS FARGO - 2010A BONDS		07/01/2010	3.15	3.15	3.15			0.000	1
CASH39	4000	WELLS FARGO - 2010B BONDS-BABS		07/01/2010	3.67	3.67	3.67			0.000	1
CASH30	6000	WELLS FARGO - 2008A COPS			3.32	3.32	3.32	0.001		0.001	1
		Average Balance	0.00								1
Total Cash and Investmentss			947,167,570.16		920,086,757.65	930,073,131.57	933,531,109.14			0.731	191

**SDCWA - Fiscal Year 2011
Portfolio Management
Activity Summary
September 2009 through September 2010**

Month End	Year	Number of Securities	Total Invested	Yield to Maturity		Managed Pool Rate	Number of Investments Purchased	Number of Investments Redeemed	Average Term	Average Days to Maturity
				360 Equivalent	365 Equivalent					
September	2009	64	500,637,555.33	1.488	1.508	1.080	1	4	253	85
October	2009	60	455,388,877.68	1.517	1.538	1.143	2	6	264	87
November	2009	53	464,047,156.23	1.249	1.266	1.083	2	9	244	99
December	2009	45	424,393,508.31	1.136	1.152	1.021	0	8	222	91
January	2010	42	427,448,456.33	1.047	1.061	1.077	2	5	239	118
February	2010	80	1,003,638,179.14	0.715	0.725	0.706	41	3	248	200
March	2010	86	1,001,988,223.87	0.701	0.711	0.759	10	4	266	209
April	2010	84	941,264,048.98	0.718	0.728	0.843	3	5	273	210
May	2010	83	942,479,823.83	0.712	0.722	0.840	0	1	272	192
June	2010	83	918,247,898.07	0.736	0.747	0.902	1	1	281	182
July	2010	77	936,641,347.26	0.735	0.745	0.881	9	3	288	174
August	2010	76	926,922,673.16	0.732	0.742	0.885	1	2	288	170
September	2010	77	933,072,382.61	0.721	0.731	0.858	4	3	316	191
Average		70	759,705,394.68	0.939%	0.952%	0.929	6	4	266	154



October 20, 2010

Attention: Administrative and Finance Committee

Establish 2011 Board meeting dates. (Action)

Staff recommendation

Combine the November and December Board meeting dates to December 8, 2011, and approve the 2011 Board meeting dates calendar.

Alternatives

The Board may choose alternative dates for the November and December 2011 regular Board meeting dates.

Discussion

Section 2.00.080 of the Administrative Code (Recodified) establishes the fourth Thursday of each month as the regular Board meeting date. It also provides that the regular meeting date for November and December be determined by formal Board action annually.

Each calendar year the Board approves a calendar for Water Authority Board meeting dates. The approval for 2011 includes combining the November meeting date and the December meeting date to December 8, 2011 in order to accommodate the Thanksgiving holiday, The Association of California Water Agencies conference, the Colorado River Water Users Association conference, and the December holidays.

Prepared by: Doria F. Lore, Clerk of the Board

Reviewed by: Shelli Budai Ellison, Administrative Services Manager
Marilyn L. Young, Director of Administrative Services

Approved by: Sandra L. Kerl, Deputy General Manager

Attachment: 2011 Meeting dates calendar



2011 MEETING DATES CALENDAR

MONTH	SPECIAL BOARD MEETING 2 nd Thursday, if needed - 1:30 pm	BOARD MEETING 4 th Thursday 9:00 to 5:00
JANUARY	13	27
FEBRUARY	10	24
MARCH	10	24
APRIL	14	28
MAY	None due to ACWA Conference	26
JUNE	9	23
JULY	14	28
AUGUST	11	25
SEPTEMBER	8	22
OCTOBER	13	27
NOVEMBER	10	**N/A
DECEMBER	N/A	**8

**December date changed as a result of combined meeting for November and December on December 8, 2011.



October 20, 2010

Attention: Administrative and Finance Committee

Amend Ordinance 2010-02 to correct an error in the allocation of the Storage, Customer Service and Readiness-to-Serve charges to member agencies. (Action)

Purpose

To correct the member agency Storage, Customer Service, and Readiness-to-Serve charge allocations previously adopted by the Board.

Staff recommendation

Adopt Ordinance 2010 – An Ordinance of the Board of Directors of the San Diego County Water Authority amending Ordinance 2010-02 to correct the allocation of the storage, customer service and readiness-to serve charges.

Fiscal impact

The total amount of adopted Storage, Customer Service and Readiness-to-Serve (RTS) charges are unchanged by this action. The proposed changes will reallocate these charges among the member agencies based upon the corrected calculation of historic water deliveries in accordance with the established rate setting formula.

Background

The Storage, Customer Service, and Readiness-to-Serve Charges are apportioned among the member agencies based on a calculation of historic water deliveries. In the process of developing tables that allocate these charges during the rate setting process earlier this year, an error occurred when tabulating the fiscal year 2009 Special Agricultural Water Program (SAWR) water deliveries. This being the first year of SAWR deliveries, the SAWR deliveries were not integrated into the water sales data properly, resulting in the SAWR deliveries being double counted. As a result, three of the tables adopted by Ordinance 2010-02 require correction.

On September 24th, member agency staff was notified of the error and the corrections. At a member agency finance officer meeting on October 12th, staff discussed the source of the error, the revised allocations and the impacts of the revised allocations. On October 19th, at a member agency general managers meeting staff also discussed the corrected allocations.

Previous Board action: On June 24th, 2010 the Board adopted the Water Authority's 2011 rates and charges.

Discussion

The proposed ordinance will adopt amended tables for the allocation of charges among member agencies. Because the SAWR program was implemented in January 2009, this error has no impact on previous years and measures have been taken to ensure future calculations correctly account for SAWR deliveries. Therefore, the calendar year 2011 Customer Service and Storage Charge allocations to member agencies shown in Tables 2 and 3 of the attached ordinance, and will be billed to member agencies starting January 1, 2011.

The RTS is levied as a component of the Supply Charge and was imposed effective July 1, 2010. Billing adjustments will be made to correct for the fiscal year 2011 RTS billing errors made from July 1, 2010 to October 31, 2010. Member agencies that have been overcharged will receive a one-time credit on their November water bill equal to the total adjustment shown in the table. Member agencies that have been undercharged will receive a debit to their monthly RTS bill for the remainder of the fiscal year equal to the monthly adjustment shown in the table below. These monthly adjustments will begin to appear on the member agencies' November water bills. Table 5 of the attached ordinance shows the revised fiscal year 2011 RTS allocations. It should be noted that any billing adjustments will be applied to the monthly charge shown in Table 5.

Member Agency	RTS Billing Adjustment	
	Total Adjustment (7/1/10 to 10/31/10)	Monthly Adjustment
Carlsbad M.W.D.	\$ 700	\$ 88
Del Mar, City of	48	6
Escondido, City of	(1,272)	N/A
Fallbrook P.U.D.	(1,480)	N/A
Helix W.D.	1,328	166
Lakeside W.D.	160	20
Oceanside, City of	516	65
Olivenhain M.W.D.	752	94
Otay W.D.	1,292	162
Padre Dam M.W.D.	528	66
Pendleton Military Reservation	4	1
Poway, City of	508	64
Rainbow M.W.D.	(4,624)	N/A
Ramona M.W.D.	252	32
Rincon Del Diablo M.W.D.	268	34
San Diego, City of	7,580	948
San Dieguito W.D.	184	23
Santa Fe I.D.	332	42
Sweetwater Authority	404	51
Vallecitos W.D.	216	27
Valley Center M.W.D.	(8,332)	N/A
Vista I.D.	632	79
Yuima M.W.D.	(20)	N/A
Contract Water	\$ 28	\$ 4

Administrative and Finance Committee

October 20, 2010

Page 3 of 3

Prepared by: David G. Shank, Financial Planning Manager

Reviewed by: Eric Sandler, Director of Finance/Treasurer

Approved by: Sandra L. Kerl, Deputy General Manager

Attachment: Ordinance 2010 – An Ordinance of the Board of Directors of the San Diego County Water Authority amending Ordinance 2010-02 to correct the allocation of the storage, customer service and readiness-to serve charges.

ORDINANCE NO. 2010-__

AN ORDINANCE OF THE BOARD OF DIRECTORS OF THE SAN DIEGO COUNTY WATER AUTHORITY AMENDING ORDINANCE 2010-02 TO CORRECT THE ALLOCATION OF THE STORAGE, CUSTOMER SERVICE AND READINESS-TO-SERVE CHARGES.

WHEREAS, the Director of Finance has reported that an error occurred in the calculation of the Customer Service, Storage, and Readiness-to-Serve Charge allocations that were shown on Tables 2, 3, and 5 as adopted by Ordinance No. 2010-02; and

WHEREAS, the Board of Directors desires to correct the error; and

WHEREAS, under Ordinance No. 2010-02, the Readiness-to-Serve Charge was imposed effective July 1, 2010;

WHEREAS, under Ordinance No. 2010-02, the Customer Service and Storage Charges will be effective on January 1, 2011;

NOW, THEREFORE, the Board of Directors of the San Diego County Water Authority does ordain as follows:

1. Ordinance 2010-02 is amended, nunc pro tunc, by the amendment of Tables 2, 3 and 5 as shown on Attachment A to this ordinance. Except as amended by this ordinance, all provisions, terms and conditions of Ordinance 2010-02 shall remain in full force and effect. Nothing in this ordinance is intended to change the effective date of any rate or charge pursuant to Ordinance No. 2010-02.
2. This ordinance shall be effective upon adoption.
3. The Clerk of the Board shall publish this ordinance or a summary prepared by the General Counsel pursuant to Section 1.00.040 of the Administrative Code.

PASSED, APPROVED AND ADOPTED, this 28th day of October, 2010.

AYES:

NOES:

ABSTAIN:

ABSENT:

Michael T. Hogan
Chair

ATTEST:

Richard K. Smith,
Secretary

I, Doria F. Lore, Clerk of the Board of the San Diego County Water Authority, certify that the vote shown above is correct and this Ordinance No. 2010-_____ was duly adopted at the meeting of the Board of Directors on the date stated above.

Doria F. Lore,
Clerk of the Board

ATTACHMENT A

Table 2 - Customer Service Charge Allocation			
Member Agency	3-Year Average Deliveries (AF)¹	CY11 Annual Charge	Monthly Charge
Carlsbad M.W.D.	21,051	799,041	66,587
Del Mar, City of	1,292	49,041	4,087
Escondido, City of	25,501	967,951	80,663
Fallbrook P.U.D.	17,805	675,831	56,319
Helix W.D.	39,170	1,486,790	123,899
Lakeside W.D. ²	4,318	163,900	13,658
Oceanside, City of	32,330	1,227,162	102,264
Olivenhain M.W.D.	24,578	932,916	77,743
Otay W.D.	38,321	1,454,564	121,214
Padre Dam M.W.D. ²	15,771	598,626	49,886
Pendleton Military Reservation	77	2,923	244
Poway, City of	15,104	573,308	47,776
Rainbow M.W.D.	28,878	1,096,133	91,344
Ramona M.W.D.	11,007	417,797	34,816
Rincon Del Diablo M.W.D.	8,066	306,164	25,514
San Diego, City of	217,059	8,238,987	686,581
San Dieguito W.D.	4,656	176,730	14,728
Santa Fe I.D.	9,642	365,985	30,499
Sweetwater Authority	11,857	450,061	37,505
Vallecitos W.D.	20,505	778,316	64,860
Valley Center M.W.D.	41,597	1,578,913	131,576
Vista I.D.	18,639	707,487	58,957
Yuima M.W.D.	3,215	122,033	10,169
Contract Water	773	29,341	2,445
Totals	611,212	\$ 23,200,000	\$ 1,933,334

¹Three-year rolling average of firm and agricultural MWD deliveries based on FY07-FY09 period. Rounded to nearest acre-foot. Annual and monthly charges are rounded to nearest dollar.

²Lakeside W.D. is allocated 22.82% of Padre Dam M.W.D.'s deliveries prior to January 2008. Lakeside W.D.'s deliveries after January 2008 are being metered separately from Padre Dam M.W.D.'s deliveries.

ATTACHMENT A

Table 3 - Emergency Storage Charge Allocation

Member Agency	3-Year Average Deliveries (AF) ¹	CY11 Annual Charge	Monthly Charge
Carlsbad M.W.D.	20,307	\$ 1,692,642	\$ 141,054
Del Mar, City of	1,292	107,692	8,974
Escondido, City of	21,112	1,759,740	146,645
Fallbrook P.U.D.	9,469	789,266	65,772
Helix W.D.	39,170	3,264,922	272,077
Lakeside W.D. ²	4,286	357,249	29,771
Oceanside, City of	30,066	2,506,080	208,840
Olivenhain M.W.D.	23,677	1,973,540	164,462
Otay W.D.	38,240	3,187,404	265,617
Padre Dam M.W.D. ²	14,669	1,222,700	101,892
Pendleton Military Reservation	77	6,418	535
Poway, City of	14,617	1,218,365	101,530
Rainbow M.W.D.	10,844	903,876	75,323
Ramona M.W.D.	7,595	633,063	52,755
Rincon Del Diablo M.W.D.	7,517	626,562	52,214
San Diego, City of	216,575	18,052,092	1,504,340
San Dieguito W.D.	4,656	388,090	32,341
Santa Fe I.D.	9,432	786,182	65,515
Sweetwater Authority	11,857	988,312	82,359
Vallecitos W.D.	18,419	1,535,272	127,939
Valley Center M.W.D.	9,536	794,851	66,238
Vista I.D.	18,076	1,506,682	125,557
Yuima M.W.D.	(12)	(1,000)	(83)
Totals	531,477	\$ 44,300,000	\$ 3,691,667

¹Three-year rolling average of firm, non-agricultural MWD deliveries based on FY07-FY09 period. Rounded to the nearest acre-foot. Annual and monthly charges are rounded to nearest dollar.

²Lakeside W.D. is allocated 23.94% of Padre Dam M.W.D.'s deliveries prior to January 2008. Lakeside W.D.'s deliveries after January 2008 are being metered separately from Padre Dam M.W.D.'s deliveries.

ATTACHMENT A

Table 5 - Readiness-to-Serve Charge Allocation

Member Agency	10-Year Average Deliveries (AF) ¹	FY11 RTS Charge ²	Net Stand-By Charge Credits ³	FY11 RTS Net Charge	Monthly Charge
Carlsbad M.W.D.	19,635	\$ 1,185,187	\$ (392,423)	792,764	\$ 66,064
Del Mar, City of	1,357	81,910	(24,722)	57,188	4,766
Escondido, City of	21,448	1,294,622	(224,254)	1,070,368	89,197
Fallbrook P.U.D.	9,188	554,596	(283,018)	271,578	22,632
Helix W.D.	37,379	2,256,232	(791,581)	1,464,651	122,054
Lakeside W.D. ⁴	4,563	275,427	(168,950)	106,477	8,873
Oceanside, City of	29,168	1,760,608	(657,699)	1,102,909	91,909
Olivenhain M.W.D.	21,144	1,276,272	(420,266)	856,006	71,334
Otay W.D.	36,299	2,191,042	(958,802)	1,232,240	102,687
Padre Dam M.W.D. ⁴	14,881	898,231	(538,466)	359,765	29,980
Pendleton Military Reservation	78	4,708	(34)	4,674	390
Poway, City of	14,161	854,772	(284,346)	570,426	47,536
Rainbow M.W.D.	9,770	589,727	(542,912)	46,815	3,901
Ramona M.W.D.	7,599	458,683	(403,111)	55,572	4,631
Rincon Del Diablo M.W.D.	7,536	454,880	(309,886)	144,994	12,083
San Diego, City of	212,950	12,853,866	(4,350,265)	8,503,601	708,632
San Dieguito W.D.	5,149	310,799	(162,494)	148,305	12,359
Santa Fe I.D.	9,297	561,176	(150,578)	410,598	34,217
Sweetwater Authority	11,388	687,391	(424,159)	263,232	21,936
Vallecitos W.D.	16,201	977,908	(430,480)	547,428	45,619
Valley Center M.W.D.	10,117	610,672	(684,036)	(73,364)	(6,114)
Vista I.D.	18,327	1,106,235	(407,612)	698,623	58,219
Yuima M.W.D.	10	604	(84,851)	(84,247)	(7,021)
Contract Water	759	45,814	74	45,888	3,824
Totals	518,404	\$ 31,291,362	\$ (12,694,871)	\$ 18,596,491	\$ 1,549,708

¹10-year rolling average of firm MWD deliveries based on FY00-FY09 period and rounded to nearest acre-foot. Annual and monthly charges are rounded to nearest dollar.

²Effective date is July 1, 2010.

³Net of \$12,745,381 in standby-charge credits and \$50,505 in MWD administrative fees

⁴Lakeside W.D. is allocated 23.83% of Padre Dam M.W.D.'s deliveries prior to January 2008. Lakeside W.D.'s deliveries after January 2008 are being metered separately from Padre Dam M.W.D.'s deliveries.

October 20, 2010

Attention: Administrative and Finance Committee

Approve the selection of Montague DeRose and Associates, LLC to provide financial advisory services. (Action)

Staff recommendation

Authorize the General Manager to award a multi-year professional services contract to Montague DeRose and Associates, LLC for a base amount not-to-exceed \$350,000 for the three-year period from November 1, 2010 to October 31, 2013. The contract has two one-year renewal options.

Alternatives

Do not award contract and direct staff to re-bid contract.

Fiscal Impact

The fiscal year 2010-2011 base fee for this contract will be \$72,000 (not including expenses), which is in-line with the remaining fiscal year 2011 budget for financial advisory services. The annual base fee for the remainder of the contract is \$108,000/year (not including expenses) and will be incorporated into future budgets. In addition to the base fee, the financial advisor will also receive a one-time fee for each debt transaction that is contingent on financial close of the transaction. The transaction fee schedule is shown in Attachment A. The Board would approve transaction fees as part of any debt issuance actions. This action impacts all rate categories.

Background

The Water Authority's Debt Management Policy calls for the use of an external financial advisor to assist in the issuance and administration of debt and to advise the Water Authority on financial matters that are non-transaction related. Transaction related services include supporting competitive and negotiated debt transactions, facilitating investor outreach, acting as a credit rating agency liaison, evaluating market conditions, optimizing bond pricing and other important tasks that enable the Water Authority to maintain the lowest cost of funds possible, which is an important Business Plan goal. Non-transaction related work includes assisting with the development of financial plans and policies, monitoring capital markets and supporting the management of existing debt, which includes executing dealer CP dealer agreements, managing dealer allocations and the renewal of liquidity facilities that support the CP program.

In December 2005, the Water Authority executed a five-year contract with two financial advisory services firms. By selecting Wedbush Securities and KNN Public Finance, the Water Authority was able to leverage the unique strengths of each firm to create a team that provided the optimal mix of experience and expertise to the Water Authority.

At the time the contracts were executed, the Water Authority was entering into the peak years of the CIP program's expenditures. Anticipating multiple debt issuances and being focused on enhancing credit ratings, the Water Authority saw value in having both financial advisors available. This strategy proved effective with \$1.3 billion in new and refunded debt being issued since 2002. During this time, the Water Authority also received credit rating upgrades from all three credit rating agencies.

As the Water Authority begins ramping down the CIP, there is less of a need for the same intensity of financial advisory services. Therefore going forward, it is staff's recommendation that only one financial advisor be utilized. This provides some level of cost savings without adversely affecting the Water Authority's ability to address any financial issues that may arise.

While the short-term debt portfolio is performing exceptionally well, two of the three liquidity facility agreements (Series 2 & 3) are set to expire in November 2011. Based upon initial indications from BNP (Series 2) and Dexia (Series 3), the Water Authority will not have the option of renewing the agreements. Regardless of the renewal option, it is staff's recommendation to review the short-term debt portfolio. The goal will be to mitigate potential volatility in interest rates due to liquidity bank problems and/or capital market dislocations.

Because it is critically important to begin the analysis of the short-term debt portfolio and to maintain continuity in the financing team over the course of the project, which is expected to run well into 2011, staff is recommending that the Water Authority execute a new financial advisory services contract. While the existing contracts don't expire until December 31, 2010, staff has amended them to provide as-needed service thereby avoiding any additional charges. Once the new contract is executed, the existing contracts will be left to expire unused.

Previous Board action: On November 17, 2005 the Board approved the selection of Wedbush Morgan Securities and Kelling, Northcross & Nobriga to provide financial advisory services.

Discussion

On July 30, 2010, the Water Authority issued a Request for Proposals (RFP) for financial advisory services. The RFP was advertised in the Daily Transcript. Seven firms submitted qualified proposals. The Firms include Fieldman, Rolapp and Associates, FirstSouthwest, Wedbush Securities, KNN Public Finance, the PFM Group, Montague DeRose and Associates, LLC and Clean Energy Capital Securities, LLC.

After a careful review of the proposals and interviews with various firms, staff recommends the selection of Montague DeRose and Associates, LLC (MDA). MDA brings a team of experts that will be co-managed by Jenny Poree and Jim Bemis. Ms. Poree brings a range of expertise to the engagement including extensive financial advisory experience and a background in credit analysis and underwriting. Mr. Bemis is a variable-rate/short-term debt specialist and provides financial advisory services to the State of California and California Department of Water Resources on their variable-rate bond programs. MDA's mix of experience procuring liquidity facilities and with commercial paper alternatives combined with broad fixed-rate debt experience uniquely qualifies them to meet the Water Authority's future financial advisory needs.

MDA's fees and fee structure was highly competitive with the other proposals received. The proposed base fees ranged from \$96,000 to \$149,400 per year (MDA's fee is \$108,000/year). The base fee is charged for non-transaction related work and is similar to a retainer fee structure. Attachment A shows MDA's transaction fees, which when compared to other proposals is very competitive. Proposed transaction fees ranged from \$70,000 to \$125,000 for a typical Water Authority debt issuance (approx \$200M). In addition, a discount for multiple transactions (e.g. executing two liquidity facilities) and for note rolls was negotiated, which should provide real cost savings to the Water Authority.

Looking forward, the Water Authority's next major debt management task is addressing the expiring BNP Paribas (Series 2) and Dexia (Series 3) liquidity facilities, which are set to expire in November 2011. The expiring facilities support \$350 million of the Water Authority's \$460 million commercial paper program. Working with MDA, staff will be developing a strategy to address the expiring liquidity facilities and will be providing updates on the strategy development to the Board. In addition, staff expects to begin working with MDA to identify any refunding opportunities that may exist in the current low interest rate environment.

Prepared by: David Shank, Financial Planning Manager

Reviewed by: Eric Sandler, Director of Finance

Approved by: Sandra L. Kerl, Deputy General Manager

Attachment A: Schedule of financial advisor transaction fees

Attachment A:

Financial Advisors Transaction Fee Schedule:

Build America Bonds & Refundings:	\$80,000
Revenue Bonds & Certificates of Participation:	\$70,000
SIFMA Bond (New):	\$70,000
SIFMA Bond rolls:	\$40,000
ECP (Discounted):	\$50,000
Liquidity (full solicitation- renewal covered in retainer fee):	\$30,000

Note: Any transactions priced within three months of one another will be reduced in price by 25%.

October 20, 2010

Attention: Administrative and Finance Committee

Controller's Report on Monthly Financial Statements (Information)

Annual Financial Statements

Attached for review by the Administrative and Finance Committee and the Board of Directors are the Monthly Financial Statements for the two months ended August 31, 2010 with a comparison to July 31, 2010.

- Statements of Net Assets – Assets, Liabilities, and Net Assets (See Attachment A)
- Statements of Revenues, Expenses, and Changes in Net Assets (See Attachment B)
- Cash and Investments by Fund (See Attachment C)

Budget Status Report

The Multi-Year Budget Status Report is for the fourteen months ended August 31, 2010. (See Attachment D) The Budget Status Report compares the Fiscal Years 2010 and 2011 multi-year budget to actual revenues and expenses on a budgetary basis. Explanations for material variances are provided below.

Revenues

Gross water sales for the fourteen months ended August 31, 2010 are 588,460 acre-feet as compared to the budget of 742,408 acre-feet, which is 26 percent less than anticipated. This represents a continued trend of lower than projected water sales revenue versus the adopted budget. The reduction of water sales are primarily due to mandatory restrictions, continued water conservation efforts across the region, the economy, and the reduced need for outdoor irrigation.

Property taxes and in-lieu charges revenue of \$9.8 million is lower than budget at 46.9 percent, as property taxes are primarily received in December and April. In addition, the variance is due to the transfer of approximately \$688,000 to the State's supplemental revenue augmentation fund as a result of Proposition 1A State Borrowing.

Investment income of \$9.2 million is lower than budget at 34.1 percent due to lower than anticipated investment earnings.

Other income of \$10.9 million is trending lower than budget at 35.2 percent. Other income includes \$2.7 million received from the U.S. Treasury for a bi-annual subsidy for the Water Revenue Bonds, Series 2010B debt service payment. The Taxable Build America Bonds (BABs) provide for a federal subsidy in an amount equal to 35 percent of the total interest payable. In addition, other income of \$1.7 million was received from Zurich American Insurance for CH2M Hill settlement agreement on the Twin Oaks Water Treatment Plant.

Capacity charges revenue of \$13.9 million compared to the budget of \$12.4 million, or 111.7 percent, is trending higher than budget by \$1.5 million due to a greater number of meter permits issued by the member agencies than anticipated.

Contributions in aid of capital assets are \$4.1 million, or 18.5 percent of budget. This amount includes \$3.3 million received for the completion of the Padre Dam 7 Flow Control Facility.

Water standby availability charges revenue of \$11.2 million, or 50.5 percent, is slightly lower than budget as revenue is primarily received in January and May.

Expenses

Water purchased of \$349.3 million includes \$29.5 million for the 76,664 acre-feet of water purchased from the Imperial Irrigation District (IID), as well as \$28.2 million for Metropolitan Water District's wheeling charges related to IID, Coachella Canal and All-American Canal water.

QSA mitigation is \$17.1 million, or 74.9 percent of budget, as a result of the revised budgeted amount in the mid-term budget update to reflect the increase of \$6.0 million due to the IID Price Reset Settlement payment for fiscal year 2010.

Equipment replacement of \$1.4 million is trending lower than budget at 36.9 percent primarily due to the deferral of replacement and purchases of new vehicles to mitigate the impact from reduced water sales. In addition, equipment replacement expenditures include \$0.9 million for the PeopleSoft upgrade.

Other expenditures are \$5.2 million, or 16.9 percent of budget. Other expenditures include grants, conservation programs, and other miscellaneous expenditures.

Capital expenditures and operating expenditures are trending less than budget at 39.2 percent and 47.8 percent, respectively, due to the timing of expenditures during the fourteen months of the two-year budget period.

Colorado River Program is less than budget at 44.0 percent due to one Grants Administrator position transferred to the Water Resources Department; and Engineering is less than budget at 46.2 percent due to one Grants Analyst position transferred to the Finance Department.

Water Conservation Program Department is trending less than budget at 25.6 percent. Programmatic reductions were identified to mitigate the deficit resulting from reduced water sales.

Water Resources Department is trending less than budget at 49.2 percent. At the July meeting, the Board authorized the addition of \$300,000 from the fiscal year 2011 operating reserves to the Water Resources Department fiscal year 2011 budget for the preparation of the Water Purchase Agreement with Poseidon Resources for desalinated seawater from the Carlsbad Desalination Project.

**San Diego County Water Authority
Statements of Net Assets
As of August 31, and July 31, 2010**

	<u>August</u>	<u>July</u>
Assets:		
Current assets:		
Cash and investments	\$ 77,043,635	\$ 81,697,459
Restricted cash and investments	602,412,634	588,671,121
Water receivables	81,594,789	64,912,354
Interest receivable	4,276,337	3,997,694
Taxes receivable	2,041,669	1,645,845
Other receivables	7,871,142	7,952,944
Inventories	25,125,971	25,388,116
Prepaid water	4,615,500	4,615,500
Total current assets	<u>804,981,677</u>	<u>778,881,033</u>
Noncurrent assets:		
Cash and investments	58,385,745	58,385,745
Restricted cash and investments	186,520,481	203,458,182
Deferred charges	207,907	180,564
Long-term loan receivables	20,688,268	20,688,268
Unamortized bond issuance costs	17,171,511	17,227,054
Capital assets:		
Land	19,065,447	19,065,447
Construction in progress	1,127,067,209	1,122,060,511
Work in progress	641,065	641,065
Plant and equipment, net	1,366,677,160	1,369,013,082
Intangible assets, net	243,445,456	243,892,398
Total noncurrent assets	<u>3,039,870,249</u>	<u>3,054,612,316</u>
Total assets	<u>3,844,851,926</u>	<u>3,833,493,349</u>
Liabilities:		
Current liabilities:		
Accounts payable and other liabilities	67,101,861	64,544,620
Interest payable	36,523,928	27,821,276
Construction deposits	302,657	302,657
Commercial paper	460,000,000	460,000,000
Current portion of long-term liabilities	31,662,519	31,727,227
Total current liabilities	<u>595,590,965</u>	<u>584,395,780</u>
Noncurrent liabilities:		
Long-term liabilities	2,070,317,786	2,070,401,474
Total noncurrent liabilities	<u>2,070,317,786</u>	<u>2,070,401,474</u>
Total liabilities	<u>2,665,908,751</u>	<u>2,654,797,254</u>
Net assets:		
Invested in capital assets, net of related debt	930,602,081	932,380,161
Restricted for construction projects	135,855,388	134,908,989
Restricted for debt service	590,483	819,784
Unrestricted	111,895,223	110,587,161
Total net assets	<u>\$ 1,178,943,175</u>	<u>\$ 1,178,696,095</u>

San Diego County Water Authority
Statements of Revenues, Expenses, and Changes in Net Assets
For the Months Ended August 31, and July 31, 2010

	<u>August</u>	<u>July</u>
Operating revenues:		
Water sales	\$ 79,021,155	\$ 39,293,617
Other revenues	267,926	130,252
Total operating revenues	<u>79,289,081</u>	<u>39,423,869</u>
Operating expenses:		
Cost of sales	57,885,575	28,603,451
Operations and maintenance	2,101,095	1,029,955
Planning	1,016,601	442,592
General and administrative	2,431,357	1,357,674
Depreciation and amortization	5,565,728	2,782,864
Total operating expenses	<u>69,000,356</u>	<u>34,216,536</u>
Operating income	<u>10,288,725</u>	<u>5,207,333</u>
Nonoperating revenues (expenses):		
Property taxes and in-lieu charges	497,639	-
Infrastructure access charges	3,658,920	1,829,460
Investment income	1,535,960	878,597
Other income	3,315	1,360
Intergovernmental	1,883,826	941,913
Gain (Loss) on Sale/Retirement of Capital Assets	2,659	-
Interest expense	(17,755,361)	(8,879,275)
Other expenses	(483,942)	(340,651)
Total nonoperating revenues (expenses)	<u>(10,656,984)</u>	<u>(5,568,596)</u>
Income before capital contributions	<u>(368,259)</u>	<u>(361,263)</u>
Capital contributions:		
Capacity charges	3,555,827	3,301,577
Water standby availability charges	(1,150)	-
Contributions in aid of capital assets	1,580	604
Total capital contributions	<u>3,556,257</u>	<u>3,302,181</u>
Changes in net assets	<u>3,187,998</u>	<u>2,940,918</u>
Net assets at beginning of year	<u>1,175,755,177</u>	<u>1,175,755,177</u>
Net assets at end of month	<u>\$ 1,178,943,175</u>	<u>\$ 1,178,696,095</u>

**San Diego County Water Authority
Schedule of Cash and Investments
As of August 31, and July 31, 2010**

	<u>August</u>	<u>July</u>
Operating Fund	\$ 71,470,400	\$ 75,980,308
Stored Water Fund	11,983,594	11,983,594
Equipment Replacement Fund	8,519,199	8,663,115
Rate Stabilization Fund	<u>43,456,187</u>	<u>43,456,187</u>
Total Unrestricted Funds *	<u>135,429,380</u>	<u>140,083,204</u>
Pay As You Go Fund*	145,468,576	144,665,603
CIP/Bond Construction Funds	573,793,272	578,464,613
Debt Service Reserve Funds	<u>69,671,267</u>	<u>68,999,087</u>
Total Restricted Funds	<u>788,933,115</u>	<u>792,129,303</u>
Total Cash and Investments	<u>\$ 924,362,495</u>	<u>\$ 932,212,507</u>

* Total Unrestricted Funds and the Pay As You Go Fund represent the Pooled Funds in the Treasurer's Report. The Treasurer's Report as of August 31, 2010 does not include a reimbursement from the CIP/Bond Construction Fund to the Pooled Funds of \$4.7 million for expenditures incurred.

San Diego County Water Authority
Fiscal Years 2010 & 2011 Budget Status Report
For the 14 Months Ended August 31, 2010

Attachment D

	Fiscal Years 2010 & 2011 Amended Budget	Fiscal Years 2010 & 2011 Year-to-Date Budget (a) 14/24 months (58.3%)	Actual Fiscal Years 2010 & 2011 Revenues/Expenditures 14 Months Period-to-Date Budgetary Basis	Remaining Budget	% Actual Revenues/Expenditures Period-to-Date Budgetary Basis
Revenues and Other Funding Sources/Uses					
Water sales	\$ 964,292,000	\$ 555,702,000 (b)	\$ 466,892,373	\$ 497,399,627	48.4%
Infrastructure access charges	45,551,000	26,556,233	24,899,980	20,651,020	54.7%
Property taxes and in-lieu charges	20,846,000 (c)	12,153,218	9,780,995	11,065,005	46.9%
Investment income	26,876,000 (d)	15,668,708	9,172,128	17,703,872	34.1%
Hydroelectric revenue	2,613,000 (e)	1,523,379	1,488,914	1,124,086	57.0%
Other income	30,867,000 (f)	17,995,461	10,850,682	20,016,318	35.2%
Capital contributions:			-		
Capacity charges	12,400,000 (g)	7,750,000	13,854,755	(1,454,755)	111.7%
Water standby availability charges	22,245,000 (h)	12,968,835	11,239,236	11,005,764	50.5%
Contributions in aid of CIP	22,143,000	12,909,369	4,088,591 (i)	18,054,409	18.5%
Subtotal revenues and capital contributions	1,147,833,000	663,227,203	552,267,654	595,565,346	48.1%
Other funding sources/uses	546,150,815	323,283,505	172,464,295	373,686,520	31.6%
Total Revenues and Other Funding Sources/Uses	\$ 1,693,983,815	\$ 986,510,708	\$ 724,731,949	\$ 969,251,866	42.8%
Expenditures					
Water purchases & treatment	\$ 736,432,000	\$ 428,258,000 (b)	\$ 349,270,762	\$ 387,161,238	47.4%
Stored water purchases	10,650,000	6,208,950	-	10,650,000	0.0%
Capital improvement program (CIP)	555,700,000	323,973,100	217,939,249	337,760,751	39.2%
Debt service	240,008,000 (j)	139,924,664	88,905,718	151,102,282	37.0%
QSA mitigation	22,792,000 (k)	13,287,736	17,081,875	5,710,125	74.9%
Equipment replacement	3,805,000	2,218,315	1,403,510	2,401,490	36.9%
Other expenditures	30,646,000 (l)	17,866,618	5,186,738	25,459,262	16.9%
Operating departments/programs	93,950,815 (m)	54,773,325	44,944,097	49,006,718	47.8%
Total Expenditures	\$ 1,693,983,815	\$ 986,510,708	\$ 724,731,949	\$ 969,251,866	42.8%
Operating Departments/Programs					
Administrative Services	\$ 11,019,018	\$ 6,424,087	\$ 6,360,785	\$ 4,658,233	57.7%
Colorado River Programs	2,880,763	1,679,485	1,267,212	1,613,551	44.0%
Engineering	1,786,459	1,041,506	825,787	960,672	46.2%
Finance	4,731,650	2,758,552	2,428,732	2,302,918	51.3%
General Counsel	5,491,425	3,201,501	2,743,166	2,748,259	50.0%
General Manager & Board of Directors	5,183,340	3,021,887	2,809,714	2,373,626	54.2%
Human Resources	2,317,017	1,350,821	1,139,877	1,177,140	49.2%
MWD Program	2,859,859	1,667,298	1,421,077	1,438,782	49.7%
Operations & Maintenance	28,647,084	16,701,250	13,846,490	14,800,594	48.3%
Public Affairs	4,270,498	2,489,700	2,219,258	2,051,240	52.0%
Right of Way	5,704,234	3,325,568	2,911,428	2,792,806	51.0%
Water Conservation Program	10,215,370	5,955,561	2,615,220	7,600,150	25.6%
Water Resources	8,844,098	5,156,109	4,355,351	4,488,747	49.2%
Total Operating Departments/Programs	\$ 93,950,815 (m)	\$ 54,773,325	\$ 44,944,097	\$ 49,006,718	47.8%

- (a) Multi-year-to-date budget amounts are 14/24ths of the multi-year budget unless noted below.
- (b) Water sales and water purchases are based on projected acre-feet per month.
- (c) Property taxes are primarily received in December and April. In-lieu charges in the amount of \$407,321 for fiscal year 2010 and \$395,824 for fiscal year 2011 are received quarterly from the City of San Diego.
- (d) Investment income excludes unrealized gains or losses.
- (e) Hydroelectric sales include Rancho Penasquitos Hydroelectric Plant.
- (f) Other income includes Build America Bonds (BABs) semi-annual subsidies, grants, conservation programs and other miscellaneous revenues.
- (g) Capacity charges are received quarterly in July, October, January and April.
- (h) Water Standby availability charges are received in January and May.
- (i) Contributions in aid of CIP includes East County Regional Treated Water Improvements.
- (j) Debt Service payments are due semi-annually on May 1 and November 1. Debt Service includes principal, interest expense, and debt service fees. Amortization expense relating to long-term debt, such as discounts, premiums, deferred loss on refunding, and cost of issuance, are excluded.
- (k) The QSA mitigation payments includes: QSA JPA contributions of \$8.1M in December 2009 and \$2.8M in December 2010; IID Socioeconomic Mitigation Settlement payments of \$2.9M in June 2010 and \$2.9M in June 2011; and \$6.0M for IID Price Reset settlement in January 2010.
- (l) Other expenditures include costs incurred for grants, conservation programs and other miscellaneous expenditures.
- (m) Amounts include capital equipment purchases.



October 20, 2010

Attention: Administrative & Finance Committee

Review of Water Authority Memberships (Information)

Purpose

To provide a list of the Water Authority's memberships for review by the Board of Directors.

Fiscal Impact

There is no fiscal impact.

Background

The Administrative Code Section 2.05.030, Organizations of which the Water Authority is a Member, reads as follows: "The Authority may join and pay dues to civic, educational, and governmental organizations as the Board deems appropriate to furtherance of the Authority's purposes. For purposes of this Chapter, "organizations" includes individual civic, educational and governmental organizations as well as associations, leagues, coalitions and similar affiliations of persons or entities. Authority memberships include agency memberships and individual memberships of organizations that do not have agency memberships, and sponsorship of or purchase of admission tickets to organization events. For purposes of this Chapter, an event of an organization of which the Authority is a member includes an activity sponsored by the Water Authority or to which the Water Authority has purchased one or more admission tickets. The General Manager shall keep a list of the Authority's memberships and the annual membership payments. The Board shall review the list of Authority memberships annually."

Discussion

As required by Administrative Code Section 2.05.030, the list of Water Authority memberships for Fiscal Year 2011 is attached. This list reflects the estimated membership costs for Fiscal Year 2011.

Prepared by: Ann Yasukochi, Management Analyst
Reviewed by: David Shank, Financial Planning Manager
Approved by: Sandra L. Kerl, Deputy General Manager

Attachment: Water Authority Memberships

Category	Title	Fiscal Year 2011 Estimate
SCOOP	SCOOP events & sponsorships	2,250
	Hispanic Chamber membership (+ DEVO)	2,000
	SD Supplier Development Council (SDSDC) - includes Operation Opportunity & Exec Awareness	1,400
	Caltrans - Vendor Procurement Fair	1,000
	SD Supplier Diversity Council	1,000
	SD Chamber B2B Expo	750
	Subs for Subs - CCDC / PAC outreach event	500
	North County Business to Business Expo	400
	Santee Contracting Opportunity Center (COC) - East	400
	Disabled Veteran Business Expo	300
	African American Business Women of Vision	250
	Engineering & General Contractors Association (EGCA)	250
	Mabuhay Alliance outreach event	250
IID/QSA	Brawley Cattle Call Rodeo	1,500
	Brawley Cattle Call Parade	1,100
	Calexico Mariachi Festival Sin Fronteras	1,000
	Imperial Valley Business Showcase	1,000
	Imperial Valley Economic Development Corporation	1,000
	Imperial Valley EDC/SDREDC Mega-Region Grant	1,000
	Imperial Valley Mid Winter Fair & Expo	1,000
	Joint Chambers Freedom Fest Fourth of July Celebration	750
	Holtville Chamber Carrot Festival	500
	P-16 Council	500
	Cesar Chavez Celebration	500
	Imperial County Aviation Day	500
	Imperial Valley Farm Bureau	250
	El Centro Chamber of Commerce	205
	El Centro Chamber Co-Op Mixer	200
	Imperial Chamber Membership Event	200
	Brawley Chamber of Commerce	168
	MLK Jr. Prayer Breakfast	125
	Calexico Chamber of Commerce	120
	Kiwanis (Imperial Valley)	120
Holtville Chamber of Commerce	60	
Imperial Chamber of Commerce	50	
Water	CRB - Six Agency Committee	180,000
	Water Conservation Garden	110,250
	California Urban Water Conservation Council (CUWCC)	58,565
	California Urban Water Agencies (CUWA)	55,000
	Western Urban Water Coalition	25,000
	Association of California Water Agencies (ACWA)	22,500
	CRB - Six Agency Supplemental	20,000
	Alliance for Water Efficiency	15,000
	Association of Metropolitan Water Agencies (AMWA)	13,700
	American Water Works (AWWA)	12,154
	Southern California Salinity Coalition	10,000
	Colorado River Authority	8,500
	Water Education Foundation (WEF)	5,000
	WaterReuse Association	5,000
	CalDesal	5,000
	Agricultural Water Management Council	3,500
	California Water Policy Conference	1,500
	California Landscape Contractors Association - Water	1,000
	Southern California Water Committee	850
	Irrigation Association	500
	WaterReuse Foundation	300
	California Special District Association (CSDA)	150
	Colorado River Water Users Assoc (CRWUA)	60

Fiscal Year 2011 Memberships/Sponsorships

Attachment 1

Category	Title	Fiscal Year 2011 Estimate
CIP	North County Economic Development Corporation	1,000
	East County Economic Development Council	750
	South County Economic Development Corporation	750
	Lakeside Chamber of Commerce	600
Community	JPIC Co-Op Program	20,000
	Drought Community Events booths/exhibits	10,000
	San Diego Botanic Gardens	10,000
	San Diego Regional Chamber of Commerce	7,000
	Community Event Booth Sponsorship (Public Affairs)	5,000
	San Diego Economic Development Corporation	5,000
	Water Conservation sponsorships	2,575
	Asian Business Association	2,000
	San Diego Taxpayers Association	1,000
	California Chamber of Commerce	1,000
	PRSA Dinner Sponsorship	1,000
	Seat Sponsorships (Public Affairs)	1,000
	Citizens Coordinate for Century 3	500
	San Diego County Farm Bureau	395
Technical	Spectrum Owner's Association	12,500
	American Society of Civil Engineer (ASCE)	4,580
	United States Society of Dams	2,900
	Water Information Sharing and Analysis Center	1,500
	Construction Management Association of America	1,200
	CSDA for SDRMA Insurance	776
	SAVE International	415
	San Diego Safety Council	380
	San Diego County Water Works	30



October 20, 2010

Attention: Administrative and Finance Committee

Report on purchase orders and contracts for goods and services above \$10,000 awarded between July 1, 2010 and September 30, 2010. (Information)

Purpose

To comply with the reporting requirements of the Water Authority's Administrative Code for goods and services above \$10,000 not previously approved by the Board.

Background

The Water Authority's Administrative Code (Code) Chapter 4.04 establishes the general provisions to be followed for competitive acquisition of goods and services, reporting requirements, and signature authority limitations. The Code requires that a report be submitted to the Board listing all purchase orders and contracts for goods and services greater than \$10,000 not previously approved by the Board.

Discussion

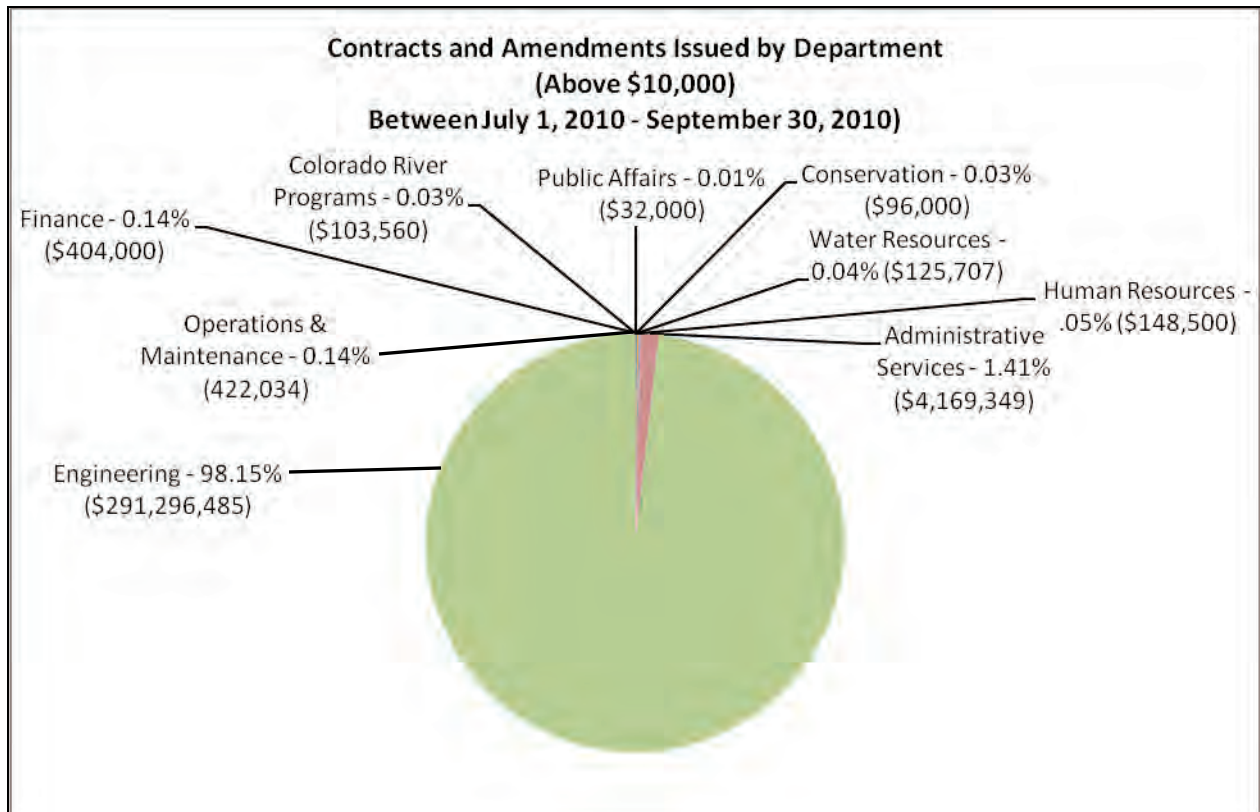
The General Manager's signature authority of \$150,000, authorized by the Code, applies to regular procurements as well as the following three exceptions to competition:

1. "Sole Source" procurements may be authorized when only one vendor possesses the unique capability to meet the requirements of the solicitation, such as technical qualifications matching to currently owned equipment or supplies, or the ability to deliver at a particular time.
2. "Special Circumstances" procurements may be authorized when the General Manager, in consultation with the General Counsel, determines in writing, that implementation of the competitive acquisition process is infeasible, impractical, or otherwise not in the best interest of the Water Authority.
3. "Specialized and Professional Services" such as services rendered by appraisers, attorneys, accountants, auditors, economists, financial advisors, and lobbyists, may be authorized if the General Manager or General Counsel determines the contract is in the best interests of the Water Authority.

Attachment 1 lists service contracts and amendments valued above \$10,000 not previously approved by the Board. Attachment 2 is a report listing purchase orders issued for materials, supplies, equipment and miscellaneous services at the same threshold. The accumulated totals for each report are \$296,797,635 and \$452,562 respectively, for a total of approximately \$297.2 million. Both reports are for the period July 1, 2010 through September 30, 2010.

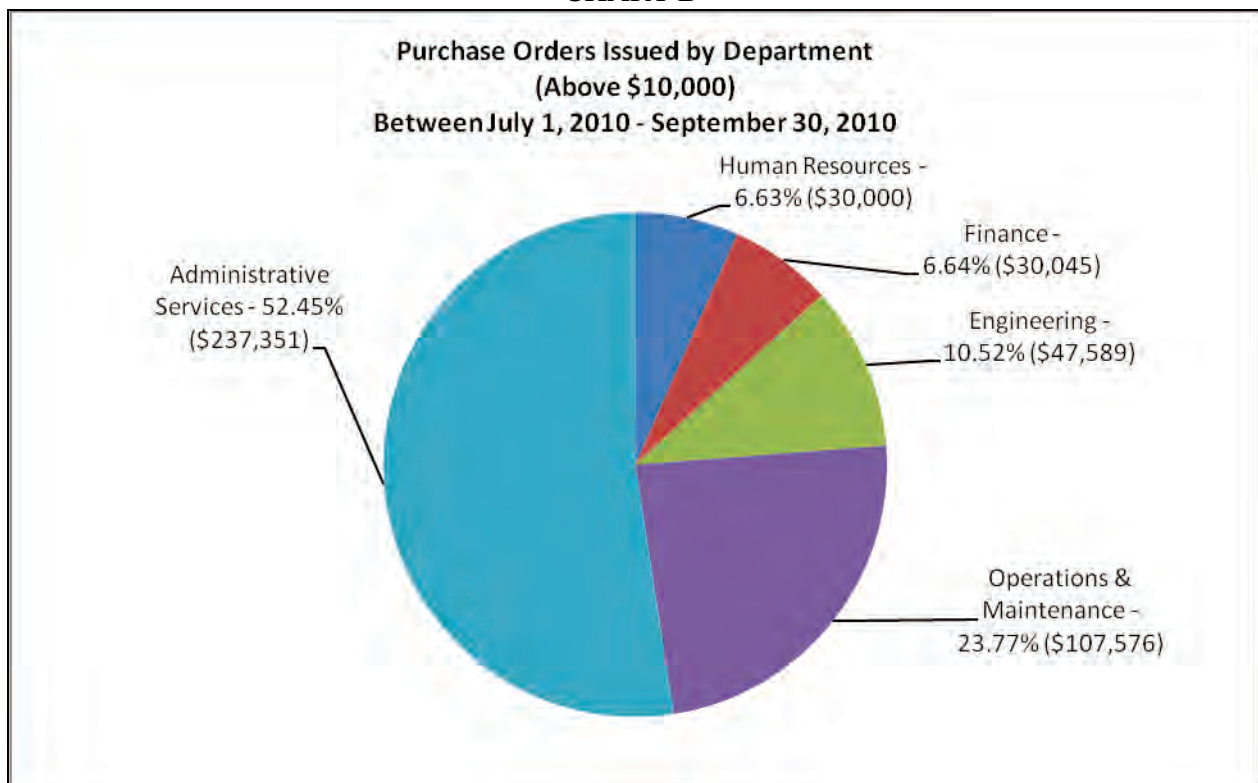
The Engineering department accounted for the largest proportion (\$291,296,485) of contracts, as indicated in Chart A below, primarily due to change orders issued on Board approved public works construction projects.

CHART A



As indicated in Chart B below, Administrative Services, as a support department, accounted for the largest proportion of purchase order expenditures (\$237,351). These expenditures are attributable to software and hardware maintenance, and the procurement of computer equipment including other peripherals such as servers, consistent with the Water Authority's four-year replacement cycle. Computer purchases were made using the State of California Multiple Award Schedules (CMAS) cooperative contract with Dell Computer Corporation.

CHART B



Prepared by: Baldemar J. Troche, Purchasing Manager
Reviewed by: Marilyn L. Young, Director of Administrative Services

Attachments

1. Contracts and amendments issued (above \$10,000) between July 1, 2010 – September 30, 2010
2. Purchase Orders issued (above \$10,000) between July 1, 2010 – September 30, 2010

ATTACHMENT 1
 CONTRACTS AND AMENDMENTS ISSUED (Above \$10,000 not approved by Board)
 BETWEEN JULY 1, 2010 - SEPTEMBER 30, 2010

Contractor Name	Contract Description	Procurement Type	# of Amend.	Contract Completed / Amendment Info.	Start Date	Initial / Current Expire Date	Initial / Current Contract Total	Initial Amount Board Approved
ADMINISTRATIVE SERVICES								
Global CTI Group	Telephone and voicemail maintenance and support services	Competition	0	No	9/1/10	8/31/12	\$25,800	N/A
Marsh USA Inc	Owner Controlled Insurance Program (OCIP) insurance and brokerage services	Competition	3	No / #3 scope and amount revised	9/1/99	6/30/11	\$3,334,000 \$4,143,549	Yes
Total for Administrative Services							\$4,169,349	
COLORADO RIVER PROGRAMS								
LHR LLC	El Centro office lease	Competition	1	No / #1 term extended and amount revised	9/1/07	8/31/10 8/31/12	\$68,400 \$103,560	N/A
Total for Colorado River Programs							\$103,560	
CONSERVATION								
Helix Water District	Surveys and audits for Smart Landscape Program	MOU	0	No	7/14/10	6/30/11	\$26,000	N/A
Olivenhain MWD	Surveys and audits for Smart Landscape Program	MOU	3	No / #3 term extended and amount revised	11/18/09	6/30/09 6/30/11	\$10,000 \$20,000	N/A
Otay Water District	Surveys and audits for Smart Landscape Program	MOU	3	No / #3 term extended and amount revised	11/23/09	6/30/09 6/30/11	\$15,000 \$35,000	N/A
Vallecitos Water District	Surveys and audits for Smart Landscape Program	MOU	0	No	7/14/10	6/30/11	\$15,000	N/A
Total for Conservation							\$96,000	

ATTACHMENT 1
 CONTRACTS AND AMENDMENTS ISSUED (Above \$10,000 not approved by Board)
 BETWEEN JULY 1, 2010 - SEPTEMBER 30, 2010

Contractor Name	Contract Description	Procurement Type	# of Amend.	Contract Completed / Amendment Info.	Start Date	Initial / Current Expire Date	Initial / Current Contract Total	Initial Amount Board Approved
ENGINEERING								
Archer Western Contractors Ltd	Lake Hodges pump house & inlet/outlet structure	Competition	40	No / Last Board approval of #37 to \$73,426,066, cumulative \$247,082 added on #38-#40 for scope revisions	3/14/06	11/20/08 3/31/11	\$55,638,101 \$73,673,148	Yes
Navigant Consulting	Audit of consultant invoices	Specialized & Pro Svcs (Contractor has performed similar compliance audits for other public agencies, is familiar with Water Authority contracts, and is able to mobilize immediately.)	0	No	9/13/10	8/31/11	\$130,000	N/A
Shea Traylor A Joint Venture	San Vicente to 2nd aqueduct tunnel	Competition	77	No / Last Board approval of #60 to \$219,698,040, cumulative deduct of \$2,204,703 on #61-#77 for scope revisions	7/14/05	1/31/11	\$198,363,900 \$217,493,337	Yes
Total for Engineering							\$291,296,485	
FINANCE								
Bartle Wells Associates	Cost of service study	Specialized & Pro Svcs (Contractor has understanding of issues to allow for completion within short time frame.)	0	No	10/4/10	6/30/11	\$85,000	N/A

ATTACHMENT 1
 CONTRACTS AND AMENDMENTS ISSUED (Above \$10,000 not approved by Board)
 BETWEEN JULY 1, 2010 - SEPTEMBER 30, 2010

Contractor Name	Contract Description	Procurement Type	# of Amend.	Contract Completed / Amendment Info.	Start Date	Initial / Current Expire Date	Initial / Current Contract Total	Initial Amount Board Approved
Clean Energy Capital Advisors LLC	Financial advisory services in connection with desal facility development	Specialized & Pro Svcs (Contractor has prior knowledge of project details to allow for completion within short time frame.)	2	No / #2 term extended and amount revised	4/23/10	6/30/10 12/31/10	\$24,000 \$149,500	N/A
Fieldman Rolapp & Associates	Cash flow projection model	Competition	0	No	8/23/10	11/24/10	\$20,500	N/A
Platinum Consulting Group	Temporarily fill Controller position	Special Circumstances (Contractor is a licensed CPA with governmental and water agency experience, and an Associate Professor.)	0	No	9/15/10	3/15/11	\$149,000	N/A
Total for Finance							\$404,000	
<u>HUMAN RESOURCES</u>								
Neogov Inc	Electronic online hiring system	Cooperative	2	No / #2 term extended and amount revised	9/22/08	9/22/09 9/21/13	\$14,100 \$28,500	N/A
Mercer Health & Benefits LLC	Insurance broker services	Competition	0	No	9/1/10	6/30/12	\$120,000	N/A
Total for Human Resources							\$148,500	
<u>OPERATIONS & MAINTENANCE</u>								
A-Z Bus Sales Inc	Purchase and installation of diesel particulate filter systems	Competition	1	Yes / term extended, scope and amount revised	3/18/10	6/30/10 8/31/10	\$126,698 \$144,821	N/A
Exquisite Fence Co	Fencing for San Diego 19/Otay 11 flow control facility	Competition	0	No	8/5/10	10/4/10	\$39,843	N/A

ATTACHMENT 1
 CONTRACTS AND AMENDMENTS ISSUED (Above \$10,000 not approved by Board)
 BETWEEN JULY 1, 2010 - SEPTEMBER 30, 2010

Contractor Name	Contract Description	Procurement Type	# of Amend.	Contract Completed / Amendment Info.	Start Date	Initial / Current Expire Date	Initial / Current Contract Total	Initial Amount Board Approved
Hazard Construction Company	Sweetwater Summit Park sinkhole repair	Special Circumstances (Mobilization cost savings due to Contractor working onsite for County of San Diego.)	0	No	8/5/10	10/4/10	\$37,370	N/A
Nash Fabricators Inc	As-needed in-shop fabrication, machine shop and repair services	Competition	1	No / #1 term extended and amount revised	9/14/09	8/31/10 8/31/12	\$50,000 \$150,000	N/A
Southcoast Heating & Air Conditioning	HVAC inspection, pm, installation and repair services	Competition	1	No / #1 amount revised	7/21/09	6/30/11	\$30,000 \$50,000	N/A
Total for Operations & Maintenance							\$422,034	
<u>PUBLIC AFFAIRS</u>								
Parallax Visual Communications	Design, printing and hosting of web-based 2010 annual report	Competition	0	No	9/14/10	6/30/11	\$32,000	N/A
Total for Public Affairs							\$32,000	
<u>WATER RESOURCES</u>								
RW Beck Inc	Carlsbad seawater desalination project assessment	Special Circumstances (Contractor has specialized expertise having served as a technical advisor and are familiar with project details.)	1	No / #1 term extended and amount revised	5/19/10	6/30/10 6/30/11	\$29,606 \$125,707	N/A
Total for Water Resources							\$125,707	
ACCUMULATED TOTAL							\$296,797,635	

Note: General Counsel contracts are reported in the General Counsel's report

ATTACHMENT 2
PURCHASE ORDERS ISSUED (Above \$10,000)
BETWEEN JULY 1, 2010 - SEPTEMBER 30, 2010

PO	Vendor	Description	Procurement Type	Issue Date	PO Amount
ADMINISTRATIVE SERVICES					
27053	BidNet	Annual maintenance fee for online SCOOP registration and bid notification system (the Network)	Cooperative	8/27/2010	\$17,000
26987	Cohesive Information Solutions Inc	IBM Maximo adaptor for Microsoft project, and Maximo asset management - annual renewal subscription.	Competition	8/2/2010	\$55,770
26975	Cook Arthur Inc	LibertyNet annual software maintenance subscription	Special Circumstances (Proprietary software)	7/27/2010	\$20,085
27028	Dell Computer Corporation	PowerEdge M610 blade server	Cooperative	8/17/2010	\$24,627
27111		8 Latitude computers for Engineering, MWD Program and O&M departments	Cooperative	9/20/2010	\$19,104
27116		5 Latitude computers for the O&M department	Cooperative	9/21/2010	\$26,293
			Subtotal for Dell Computer Corporation	\$70,023.89	
27061	Softchoice Corporation	MS Exchange Enterprise, Standard CAL, and Enterprise CAL 2010 licenses	Cooperative	9/1/2010	\$47,469
27125	ESRI - Environmental Systems Research In	GIS annual software maintenance subscription	Special Circumstances (Proprietary software)	9/24/2010	\$27,004
			Total for Administrative Services		\$237,351
ENGINEERING					
27082	Hales Engineering Inc	San Vicente fish screens and appurtenances	Competition	9/10/2010	\$47,589
			Total for Engineering		\$47,589
FINANCE					
26998	Bloomberg Finance LP	Fee for terminal and circuit charge	Special Circumstances (Vendor provides most comprehensive real-time data/analytics)	8/4/2010	\$30,045
			Total for Finance		\$30,045

ATTACHMENT 2
PURCHASE ORDERS ISSUED (Above \$10,000)
BETWEEN JULY 1, 2010 - SEPTEMBER 30, 2010

PO	Vendor	Description	Procurement Type	Issue Date	PO Amount
HUMAN RESOURCES					
27046	OC Tanner Company	Employee recognition service awards	Special Circumstances (Vendor is able to provide quick turn-around having provided the awards the prior year)	8/24/2010	\$30,000
Total for Human Resources					\$30,000
OPERATIONS & MAINTENANCE					
26896	AT&T	Cisco communication equipment required in order to connect new Lake Hodges facility to existing SCADA/Security/Card Access network	Cooperative	7/1/2010	\$21,945
27119	CFM San Diego Inc.	Vanessa 16in Valve	Competition	9/22/2010	\$15,813
27041	One Source Distributors Inc	Annual support for SCADA control system	Special Circumstances (Proprietary software)	8/23/2010	\$11,356
27040	Standard Automation & Control	Annual support for aqueduct control system software (Wonderware)	Special Circumstances (Proprietary software)	8/23/2010	\$23,674
26930	RMJ Technologies	Annual NetworkFleet GPS service fee for 100 units	Cooperative	7/12/2010	\$34,788
Total for Operations & Maintenance					\$107,576
ACCUMULATED TOTAL					\$452,562

Note: General Counsel Purchase Orders are reported in the General Counsel's report.



October 20, 2010

Attention: Administrative and Finance Committee

**Reimbursements to Board Members and Staff per Government Code 53065.5
(Information)**

Purpose

To comply with Government Code 53065.5 which requires disclosure of reimbursements made to any employee or member of the governing body of the Water Authority of \$100 or more.

Background

Government Code Section 53065.5 requires all Special Districts to disclose any reimbursements paid by the Special District within the preceding year of one hundred dollars (\$100) or more for each individual charge for services or product received. The individual charge includes, but is not limited to, meals or lodging for one day, and transportation or registration fees reimbursed to any employee or member of the governing body of the organization. The disclosure requirement shall be fulfilled by including the reimbursement information in a document published or printed at least annually by a date determined by that organization and shall be made available for public inspection.

Discussion

In compliance with Government Code Section 53065.5, a report disclosing reimbursements of \$100 or more made to staff and Board Members covering the period July 1, 2009 through June 30, 2010 is attached. Nine (9) Board Members had reportable expenses totaling \$5,537.76. The majority of the expenses were for the Association of California Water Agencies (ACWA) Conferences, Colorado River Water Users Association (CRWUA) Conferences, and other water industry related conferences.

Eighty three (83) employees had reportable expenses totaling \$62,922.76. The majority of the reimbursements made were for employee training, seminars or conferences and related travel expenses.

All expenses incurred were for Water Authority approved business and within approved budget allocations.

Prepared by: Petra Koenig, Accounting Assistant II
Reviewed by: Cindy Navaroli, Interim Controller
Approved by: Sandy Kerl, Deputy General Manager

Attachments: Reimbursements to Board Members
Reimbursements to Water Authority Staff

Attachment A
SAN DIEGO COUNTY WATER AUTHORITY PUBLIC DISCLOSURE REPORTS - REIMBURSEMENTS
TO BOARD MEMBERS JULY 1, 2009 THROUGH JUNE 30, 2010

Name	Check Date	Check #	Amount	Description
Barbara Wight	7/17/2009	507750	\$478.62	Hotel-Irrigation Association Legislative Update, Washington DC
Dan McMillan	12/30/2009	510780	\$323.65	Hotel, Parking, Meals, Airfare - Colorado River Users Association
Dan McMillan	6/10/2010	513488	\$105.34	Transportation, Meals - Association of California Water Agencies
Elsa Saxod	12/30/2009	510854	\$1,000.00	Registration, Parking - Association of California Water Agencies
Elsa Saxod	12/30/2009	510854	\$150.00	Transportation, Meals - Colorado River Water Users Association
Elsa Saxod	6/17/2010	513660	\$276.46	Transportation, Meals - Association of California Water Agencies
Gary Croucher	1/15/2010	511019	\$279.89	Airfare, Meals, Transportation - Colorado River Users Association
James Bond	1/15/2010	511006	\$116.19	Meals - Colorado River Water Users Association
James Bond	6/4/2010	513341	\$151.20	Lodging, Park, Meals - Association of California Water Agencies
James Bowersox	10/1/2009	509110	\$139.20	Airfare - Water Conservation Garden Springs Preserve, Las Vegas
Marilyn Dailey	12/30/2009	510778	\$301.00	Meals, Parking - Association of California Water Agencies
Marilyn Dailey	6/4/2010	513354	\$108.77	Airfare, Meals, Transportation - Association of California Water Agencies
W. D. Knutson	10/1/2009	509156	\$1,010.69	Hotel, Transportation, Meals - Colorado River Symposium
W. D. Knutson	12/30/2009	510813	\$351.35	Airfare, Meals, Parking - Colorado River Water Users Association
W. D. Knutson	6/4/2010	513383	\$255.40	Airfare - Colorado River Board, Las Vegas
Yen Tu	2/4/2010	511441	\$490.00	Registration - Association of California Water Agencies
			<u>\$5,537.76</u>	

**SAN DIEGO COUNTY WATER AUTHORITY
PUBLIC DISCLOSURE REPORTS - REIMBURSEMENTS TO WATER AUTHORITY STAFF
JULY 1, 2009 THROUGH JUNE 30, 2010**

Name	Check Date	Check #	Amount	Description
Alejandro Garza	10/15/09	509404	\$ 244.00	Meals - California Nevada American Water Works Association Tri - State Seminar
Amy Chen	07/31/09	508154	\$ 1,868.90	Mileage
Amy Chen	08/14/09	508239	\$ 1,413.50	Mileage
Amy Chen	09/11/09	508716	\$ 1,600.50	Mileage
Amy Chen	10/09/09	509244	\$ 1,555.95	Mileage
Amy Chen	10/15/09	509377	\$ 1,634.05	Mileage
Amy Chen	11/20/09	510053	\$ 1,704.45	Mileage
Amy Chen	12/24/09	510665	\$ 1,379.40	Mileage
Amy Chen	03/12/10	511934	\$ 177.00	Meals - San Diego County Water Authority Meetings (1/19/10-1/21/10)
Amy Chen	03/12/10	511934	\$ 106.00	Meals - San Diego County Water Authority Meetings (2/02/10-2/03/10)
Amy Chen	03/12/10	511934	\$ 1,382.70	Mileage
Amy Chen	03/18/10	512078	\$ 106.00	Meals - San Diego County Water Authority Meetings (3/02/10-3/03/10)
Amy Chen	03/29/10	512310	\$ 142.00	Meals - San Diego County Water Authority Meetings (3/17/10-3/18/10)
Amy Chen	03/29/10	512310	\$ 142.00	Meals - San Diego County Water Authority Meetings (3/23/10-3/24/10)
Amy Chen	04/29/10	512777	\$ 142.00	Meals - San Diego County Water Authority Meetings (4/06/10-4/07/10)
Amy Chen	04/29/10	512777	\$ 142.00	Meals - San Diego County Water Authority Meetings (4/21/10-4/22/10)
Amy Chen	06/10/10	513466	\$ 106.00	Meals - San Diego County Water Authority Meetings (5/17/10-5/18/10)
Amy Chen	06/10/10	513466	\$ 213.00	Meals - San Diego County Water Authority Meetings (5/19/10-5/21/10)
Amy Chen	06/24/10	513709	\$ 142.00	Meals - San Diego County Water Authority Meetings (5/26/10-5/27/10)
Amy Chen	06/24/10	513079	\$ 142.00	Meals - San Diego County Water Authority Meetings (6/01/10-6/02/10)
Bill Tippets	02/04/10	511436	\$ 169.00	Meals, Transportation - National Environmental Policy Act Conference
Bobbie Barrientos	12/04/09	510295	\$ 107.71	Mileage
Brian Lightbody	11/02/09	509679	\$ 236.00	Meals - California Nevada American Water Works Association Tri - State Seminar
Carlos Michelon	11/12/09	509993	\$ 415.56	Meals, Hotel, Transportation - WaterSmart Innovations Conference
Carlos Michelon	01/21/10	511163	\$ 404.10	Meals, Transportation - Irrigation Association Conference
Carlos Ramirez	11/02/09	509706	\$ 409.00	Airfare, Meals - American Welding Society Seminar
Celeste K. Pack	11/12/09	509990	\$ 138.00	Meals, Parking, Conference Registration - Department of Water Resources Water Education Committee Meeting
Celeste K. Pack	12/18/09	510593	\$ 143.00	Mileage
Celia A. Brewer	08/28/09	508450	\$ 121.40	Meals, Transportation - All American Canal Lining Project Mediation
Cheryll Stewart	09/25/09	509044	\$ 238.00	Meals, Transportation - California Climate Change Research Conference
Chris Castaing	10/15/09	509376	\$ 244.00	Meals - California Nevada American Water Works Association Tri-State Seminar
Christine Elmquist	08/28/09	508481	\$ 227.00	Meals - PeopleSoft 9.1 Training
Dana Frieauf	05/21/10	513157	\$ 126.00	Mileage
Daniel S Hentschke	10/01/09	509146	\$ 117.00	Meals, Transportation - Ames Construction Incorporated Mediation
Daniel S Hentschke	11/06/09	509813	\$ 129.00	Meals, Transportation - League of California Cities Ethics Conference
Daniel S Hentschke	04/05/10	512341	\$ 122.50	Meals, Transportation- Panelist for Water Education Foundation's Executive Briefing
Daniel S Hentschke	05/13/10	513057	\$ 282.00	Meals - Association of California Water Agencies Spring Conference

**SAN DIEGO COUNTY WATER AUTHORITY
PUBLIC DISCLOSURE REPORTS - REIMBURSEMENTS TO WATER AUTHORITY STAFF
JULY 1, 2009 THROUGH JUNE 30, 2010**

Name	Check Date	Check #	Amount	Description
Danny Allison	12/10/09	510434	\$ 328.00	Meals, Transportation - American Water Works Association Water Quality Technology Conference
Darren Simon	07/09/09	507545	\$ 322.30	Mileage
Darren Simon	08/14/09	508328	\$ 229.90	Mileage
Darren Simon	10/09/09	509332	\$ 213.40	Mileage
Darren Simon	10/15/09	509454	\$ 212.30	Mileage
Darren Simon	11/12/09	510011	\$ 331.10	Mileage
Darren Simon	12/30/09	510861	\$ 234.30	Mileage
Darren Simon	01/21/10	511191	\$ 207.35	Mileage
Darren Simon	02/12/10	511572	\$ 327.50	Mileage
Darren Simon	03/18/10	512136	\$ 294.50	Mileage
Darren Simon	04/15/10	512593	\$ 290.50	Mileage
Darren Simon	05/21/10	513203	\$ 380.00	Mileage
Darren Simon	06/14/10	513669	\$ 287.00	Mileage
Darrin Schwabe	07/09/09	507535	\$ 178.00	Hotel - Neogovernment (ehiring) Conference
Darrin Schwabe	11/02/09	509713	\$ 144.50	Meals - Neogovernment (ehiring) Conference
David Chamberlain	01/15/10	511011	\$ 125.00	Renewal of License for Professional Engineers and Land Surveyors
David Shank	09/03/09	508613	\$ 620.00	Certified Financial Analyst Exam
David Shank	11/06/09	509788	\$ 179.25	Meals, Mileage, Transportation - Bloomberg Conference
David Shank	11/06/09	509788	\$ 235.23	Hotel, Meals, Transportation - American Water Works Association Conference
David Shank	02/26/10	511711	\$ 211.00	Meals, Transportation - Bond Pricing
David Shank	04/08/10	512441	\$ 162.80	Meals, Mileage - Moderator at American Water Works Association Conference
Debra Discar Espe	09/11/09	508737	\$ 106.48	Mileage
Debra Discar Espe	10/09/09	509269	\$ 150.00	Meals, Transportation - Little Hoover Commission - Water Governance Subcommittee Meeting
Debra Discar Espe	02/18/10	511625	\$ 221.00	Meals, Transportation - Metropolitan Water District Board Meetings
Debra Discar Espe	02/18/10	511625	\$ 164.50	Mileage
Debra Discar Espe	05/07/10	512917	\$ 231.23	Mileage
Debra Discar Espe	05/07/10	512917	\$ 120.00	Meals, Transportation - Metropolitan Water District Committee and Board Meetings
Denise M. Landstedt	07/09/09	507494	\$ 126.50	Mileage
Denise M. Landstedt	07/09/09	507494	\$ 126.50	Mileage
Denise M. Landstedt	08/14/09	508293	\$ 136.40	Mileage
Denise M. Landstedt	12/04/09	510352	\$ 132.00	Mileage
Denise M. Landstedt	04/29/10	512813	\$ 121.50	Mileage
Denise Walker Vedder	11/25/09	510266	\$ 123.00	Meals - WaterSmart Innovations Conference
Dennis Cushman	07/30/09	508015	\$ 106.00	Meals - Metropolitan Water District Meetings
Dennis Cushman	10/01/09	509122	\$ 179.00	Meals, Transportation - San Diego Regional Chamber of Commerce Conference, Washington DC
Dennis Cushman	11/02/09	509626	\$ 114.00	Meals, Transportation - Metropolitan Water District Meetings
Dennis Cushman	11/06/09	509784	\$ 139.00	Meals, Transportation - Hearings at State Capitol
Dennis Cushman	11/20/09	510063	\$ 132.30	Meals, Transportation - Metropolitan Water District Meetings
Dennis Cushman	03/26/10	512181	\$ 111.00	Meals - Metropolitan Water District Meetings

**SAN DIEGO COUNTY WATER AUTHORITY
PUBLIC DISCLOSURE REPORTS - REIMBURSEMENTS TO WATER AUTHORITY STAFF
JULY 1, 2009 THROUGH JUNE 30, 2010**

Name	Check Date	Check #	Amount	Description
Dennis Cushman	04/23/10	512653	\$ 147.00	Meals - Metropolitan Water District Meetings
Dennis Cushman	06/24/10	513717	\$ 106.00	Meals - Metropolitan Water District Meetings
Dennis Cushman	06/24/10	513717	\$ 106.00	Meals - Metropolitan Water District Meetings
Doug Llamas	10/15/09	509425	\$ 244.00	Meals - California Nevada American Water Works Association Tri-State Seminar
Eric Burkland	03/18/10	512075	\$ 347.50	Meals, Mileage - Alliance PeopleSoft Summit Conference
Eric Sandler	02/18/10	511646	\$ 152.00	Meals, Transportation - Bond Pricing
Eric Sandler	04/29/10	512837	\$ 122.00	Meals, Transportation - Speaker at California Institutional Investor Forum
F. Eric Holm	04/08/10	512461	\$ 335.00	Meals, Transportation, Mileage - National Association of Civil Engineers Corrosion Conference
Federico C Lopez	08/28/09	508581	\$ 790.00	Meals, Hotel, Transportation - American Membrane Technology Association Conference
Federico C Lopez	05/13/10	513070	\$ 304.86	Meals, Hotel, Transportation - American Water Works Association Spring Conference
Federico C Lopez	05/13/10	513070	\$ 128.00	Transportation - Multi State Salinity Coalition Summit
Federico C Lopez	05/13/10	513070	\$ 364.40	Meals, Hotel - Multi State Salinity Coalition Summit
Gary Olvera	11/25/09	510230	\$ 393.90	Meals, Transportation - American Welding Society Seminar
Gary Stine	08/14/09	508339	\$ 330.00	Meals, Mileage - WaterPower Conference XVI
Gary Stine	05/21/10	513210	\$ 125.00	Professional Engineer License
Halla Razak	07/09/09	507527	\$ 291.20	Airfare, Transportation - Law of Colorado River Conference
Halla Razak	07/09/09	507527	\$ 403.20	Airfare, Transportation - Department of Water Resources Meeting
Halla Razak	08/14/09	508314	\$ 368.20	Airfare, Meals, Transportation - Binational Technical Group Meeting
Halla Razak	09/03/09	508671	\$ 432.60	Meals, Airfare, Transportation - All American Canal Lining Project Mediation
Halla Razak	10/09/09	509320	\$ 313.20	Airfare - Basin States Annual Operation Plan Meeting
Halla Razak	10/09/09	509320	\$ 313.20	Airfare - Binational Technical Workgroup Meeting
Halla Razak	10/15/09	509443	\$ 383.82	Airfare, Meals, Transportation - Kiewit Pacific Contractor Mediation
Halla Razak	10/15/09	509443	\$ 429.20	Airfare, Meals, Transportation - Ames Mediation
Halla Razak	10/15/09	509443	\$ 579.70	Airfare, Meals - Colorado River Symposium
Halla Razak	10/15/09	509443	\$ 313.20	Airfare, Meals - Technical Workgroup Meeting
Halla Razak	11/12/09	510005	\$ 177.12	Airfare, Meals - Technical Workgroup Meeting
Halla Razak	01/07/10	510962	\$ 234.00	Meals, Transportation - Binational Technical Meeting and Colorado River Water User Association
Jason Foster	10/01/09	509135	\$ 101.00	Transportation - American Clean Water Association Communications Meeting
Jason Foster	11/20/09	510075	\$ 135.00	Meals - WaterSmart Innovations Conference
Javier Chavez	05/07/10	512888	\$ 100.00	Grade 3 Water Distribution Operator Certification Examination
Jeff Davis	10/03/09	509390	\$ 480.30	Hotel, Meals, Transportation - Pre-Fabrication Pipe Meetings
Jeff Reed	10/01/09	509185	\$ 495.80	Hotel, Transportation, Meals - International Right of Way Association Course 900
Jeff Stephenson	11/02/09	509721	\$ 309.28	Hotel, Transportation, Meals - WaterSmart Innovations Conference
Jeffrey A Shoaf	04/29/10	512839	\$ 701.50	Hotel, Meals, Transportation - United States Society on Dams Conference
Jeffrey A Volberg	09/17/09	508912	\$ 127.00	Meals, Parking - San Diego County Water Authority Board Meeting
Jeffrey A Volberg	11/02/09	509731	\$ 258.00	Meals, Parking - Member Agency Managers Meeting, Executive Staff Business Plan Meeting
Jeffrey A Volberg	12/18/09	510646	\$ 154.00	Meals, Parking - American Clean Water Association Meeting, California Urban Water Association Meeting
Jeffrey A Volberg	12/30/09	510877	\$ 222.00	Meals, Parking - San Diego County Water Authority Board Meeting

**SAN DIEGO COUNTY WATER AUTHORITY
PUBLIC DISCLOSURE REPORTS - REIMBURSEMENTS TO WATER AUTHORITY STAFF
JULY 1, 2009 THROUGH JUNE 30, 2010**

Name	Check Date	Check #	Amount	Description
Jeffrey A Volberg	01/07/10	510980	\$ 228.00	Meals, Parking - Member Agency Managers Meeting
Jeffrey A Volberg	04/15/10	512614	\$ 410.00	California State Bar Association Dues
Jeffrey Van Buskirk	03/02/10	512051	\$ 300.00	Sun Microsystems System Administrator Exam
Joel Aguilar	10/15/09	509366	\$ 232.00	Meals - California Nevada American Water Works Association Tri-State Seminar
John Galleher	02/26/10	511729	\$ 168.00	Meals, Transportation - American Society of Civil Engineers Executive Committee Meeting
Joseph N Wegand	09/25/09	509063	\$ 161.00	Meals - American Water Works Association Distribution Systems Symposium and Exposition
Joseph N Wegand	10/15/09	509471	\$ 195.00	Meals - California Nevada American Water Works Association Tri-State Seminar
Julia C. Velez	08/29/09	508572	\$ 155.92	Hotel, Meals - San Bernardino Water Conference
Julia C. Velez	10/09/09	509355	\$ 178.86	Mileage
Julia C. Velez	11/20/09	510143	\$ 218.24	Mileage
Julia C. Velez	04/05/10	512398	\$ 244.15	Mileage
Julia Lichtenberger	09/11/09	508759	\$ 124.00	International Association of Administrative Professionals Membership
Julie Chao	09/11/09	508715	\$ 166.48	Hotel, Meals, Transportation - PeopleSoft Upgrade Focus group
Julie Chao	11/02/09	509616	\$ 1,227.85	Hotel, Meals, Transportation - Oracle Workshop
Julie Chao	11/02/09	509616	\$ 970.30	Hotel, Meals, Transportation - Oracle Open World Conference
Kathy Schuler	10/09/09	509325	\$ 128.00	Meals, Transportation - Kiewit Pacific Contractor Mediation
Kelly P Mooney	11/02/09	509688	\$ 236.28	Hotel, Meals - WaterSmart Innovations Conference
Kelly P Mooney	12/04/09	510360	\$ 650.00	University of California San Diego Project Management Boot Camp
Kiely Keane-Alt	09/03/09	508642	\$ 776.25	Hotel, Meals, Transportation - PeopleSoft 9.1 Pre-Release Testing (8/09/09-8/14/09)
Kiely Keane-Alt	09/03/09	508642	\$ 783.90	Hotel, Meals, Transportation - PeopleSoft 9.1 Pre-Release Testing (8/02/09-8/07/09)
Kiely Keane-Alt	09/03/09	508642	\$ 165.32	Hotel, Meals, Transportation - PeopleSoft Upgrade Focus Group (8/25/09-8/26/09)
Kiely Keane-Alt	03/18/10	512112	\$ 359.00	Meals, Transportation - PeopleSoft Product Advisory Group Summit
Kirk Whitaker	10/01/09	509213	\$ 834.35	Hotel, Meals, Transportation - Visit Montgomery Watson Harza Corporate Office
Larry Dobbs	10/15/09	509393	\$ 244.00	Meals - California Nevada American Water Works Association Tri-State Seminar
Larry Purcell	11/06/09	509860	\$ 153.00	Meals - Lower Colorado River Multi Species Conservation Program Steering Committee Meeting
Larry Purcell	12/18/09	510612	\$ 163.00	Meals, Transportation - Colorado River Water Users Association Annual Conference
Larry Purcell	02/04/10	511420	\$ 141.00	Meals - Lower Colorado River Multi Species Conservation Program Habitat Work Group
Lori Swanson	10/01/09	509203	\$ 178.07	Meals, Transportation, Parking - California Urban Conservation Council 3rd Quarter Plenary
Lori Swanson	11/02/09	509722	\$ 288.35	Hotel, Meals, Parking, Transportation - WaterSmart Innovations Conference
Lori Swanson	12/04/09	510409	\$ 175.07	Meals, Parking, Transportation - Quarterly Agricultural Water Council Meeting, Metropolitan Water District Meeting
Lori Swanson	02/18/10	511157	\$ 105.10	Transportation, Mileage - Agricultural Management Council Meeting
Lorise W Maynard	11/12/09	509991	\$ 168.91	Mileage
Lorrie Teates	10/15/09	509459	\$ 255.00	Meals, Transportation - California Nevada American Water Works Association Fall Conference
Lorrie Teates	02/04/10	511435	\$ 172.80	Mileage
Lorrie Teates	04/08/10	512515	\$ 260.00	Meals, Transportation - California Nevada American Water Works Association Spring Conference
Lorrie Teates	04/08/10	512515	\$ 107.80	Mileage
Lorrie Teates	05/07/10	513312	\$ 136.50	Mileage
Maria Mariscal	11/02/09	509685	\$ 453.61	Meals, Parking, Transportation, Telephone - WaterReuse Symposium

**SAN DIEGO COUNTY WATER AUTHORITY
PUBLIC DISCLOSURE REPORTS - REIMBURSEMENTS TO WATER AUTHORITY STAFF
JULY 1, 2009 THROUGH JUNE 30, 2010**

Name	Check Date	Check #	Amount	Description
Maria Mariscal	12/10/09	510492	\$ 542.04	Meals, Hotel - Salinity Management Workshop
Maria Mariscal	12/10/09	510492	\$ 231.33	Meals, Hotel - State Board Recycled Water Policy Meeting
Mark Underwood	10/15/09	509462	\$ 244.00	Meals - California Nevada American Water Works Association Tri- State Seminar
Matthew Brown	09/11/09	508707	\$ 161.46	Hotel, Parking, Transportation - PeopleSoft Upgrade Focus Group
Matthew Brown	11/02/09	509611	\$ 287.81	Meals, Hotel - Urban and Regional Information Systems Association National Conference
Maureen Stapleton	02/04/10	511432	\$ 144.00	Meals - Bond Sale and Investor Meeting (1/18/10-1/21/10)
Maureen Stapleton	02/04/10	511432	\$ 138.00	Meals, Transportation - Quantification Settlement Agreement Update with Legislators (1/06/10-1/07/10)
Mayda Z Portillo	11/02/09	509703	\$ 238.70	Hotel, Meals, Mileage - WaterSmart Innovations Conference
Meena Westford Anderson	10/15/09	509369	\$ 127.16	Mileage
Meena Westford Anderson	10/15/09	509369	\$ 131.12	Mileage
Meena Westford Anderson	03/12/10	511921	\$ 129.00	Meals - California Water Policy Conference
Meena Westford Anderson	06/04/10	513338	\$ 149.40	Mileage
Meena Westford Anderson	06/24/10	513699	\$ 119.41	Meals, Transportation - Metropolitan Water District Meeting, Urban Water Institute Conference
Mehrnoosh Mazarei	04/05/10	512362	\$ 288.50	Meals, Transportation, Parking - PeopleSoft Conference
Michael T Stiff	02/26/10	511786	\$ 226.00	Meals, Transportation - American Society of Civil Engineers Executive Committee Meeting
Michele Shumate	11/02/09	509718	\$ 278.93	Meals, Mileage, Parking, Hotel - WaterSmart Innovations Conference
Mike Kenny	08/14/09	508289	\$ 220.30	Meals, Transportation, Parking - Construction Management Association of America Water Summit
Mike Kenny	11/25/09	510203	\$ 233.00	Meals - Construction Management Association of America National Conference and Trade Show
Moises Montiel	10/15/09	509433	\$ 244.00	Meals - California Nevada American Water Works Association Tri- State Seminar
Nathan Faber	09/11/09	508738	\$ 657.48	Meals, Hotel - American Water Works Association Distribution Systems Symposium
Nicola Kavanagh	10/15/09	509419	\$ 364.86	Meals, Hotel - Roller Compacted Concrete Dams Short Course, Taum Sauk Dam Tour
Nikolas Bartsch	07/17/09	507604	\$ 948.75	Meals, Hotel - Dell Storage Area Network Data Protection Training
Raymund Carreon	09/25/09	508948	\$ 670.35	Meals, Hotel, Airfare, Transportation - International Right of Way Course
Richard Ruiz	02/26/10	511769	\$ 244.00	Meals - California Nevada American Water Works Association Tri- State Seminar
Rosann Gallien	04/05/10	512332	\$ 379.50	Mileage, Parking, Hotel, Meals - City Attorneys Association of San Diego Spring Conference
Stephen Simon	11/25/09	510251	\$ 796.84	Meals, Hotel, Transportation - American Water Resources Association Conference
Steve Carpenter	08/14/09	508236	\$ 255.00	Meals - WaterPower Conference XVI
Steven A Hubert	10/09/09	509285	\$ 1,195.10	Conference Registration, Meals, Hotel, Airfare, Transportation - City- County Communications and Marketing Conference
Stuart H Williams	04/05/10	512405	\$ 522.00	Capital Budgeting and Infrastructure Finance Class
Susan Leone	08/28/09	508518	\$ 251.00	Meals, Airfare, Transportation - Legal Employment Requirements One -Day Workshop
Susan Leone	10/01/09	509159	\$ 130.17	Lunch Interview Panel for the Deputy General Manager Position
Thomas Harpin	11/02/09	509654	\$ 199.00	Meals, Transportation - California Nevada American Water Works Association Fall Conference
Thomas Harpin	06/24/10	513740	\$ 168.00	Meals - Observe and Inspect Manufacture and Assembly of Packaged Float Control Facility
Tim Dyer	07/30/09	508025	\$ 936.06	Meals, Transportation, Airfare, Parking, Hotel - American Society of Professional Estimators Conference
Tim Suydam	12/10/09	510522	\$ 283.00	Meals - American Water Works Association Water Quality Technology Conference
Todd Hall	10/15/09	509408	\$ 244.00	Meals - California Nevada American Water Works Association Tri- State Seminar

**SAN DIEGO COUNTY WATER AUTHORITY
PUBLIC DISCLOSURE REPORTS - REIMBURSEMENTS TO WATER AUTHORITY STAFF
JULY 1, 2009 THROUGH JUNE 30, 2010**

<u>Name</u>	<u>Check Date</u>	<u>Check #</u>	<u>Amount</u>	<u>Description</u>
Vicente Bianes	09/25/09	508945	\$ 250.00	Meals, Transportation - American Public Works Association International Public Works Congress and Exposition
William Busch	10/23/09	509490	\$ 789.14	Meals, Airfare, Hotel - International Right of Way Fall Forum
William Kane	10/01/09	509154	\$ 244.00	Meals - California Nevada American Water Works Association Tri- State Seminar
			<u>\$62,922.76</u>	



October 20, 2010

Attention: Administrative and Finance Committee

Board of Directors' Third Quarter 2010 Payments and Attendance. (Information)

Discussion

The third quarter 2010 payments report includes payments made during each quarter, but not necessarily expenses incurred in that quarter. Some Board members batch their claims and submit them all at once, while others submit them on a regular basis. Board members are allowed up to ninety days to submit for reimbursement for meetings attended, however no board members have been paid in excess of ten a month.

The Special Assignment column indicates Board officers and Board members who represented the Water Authority at outside boards during the third quarter 2010 such as: Michael Hogan at San Diego Area Wastewater Management District; Mark Muir, Howard Williams, and Gary Croucher at SANDAG; Elsa Saxod at SANDAG Borders Committee and SANDAG Regional Planning Committee; Bill Knutson and Jim Bond at Colorado River Board; and Jim Bowersox and Yen Tu at Water Conservation Garden JPA.

The attendance report shows the number of formal and special Board meetings held during the third quarter 2010 and the attendance record of each Board member.

Prepared by: Petra L. Koenig, Accounting Assistant
Doria F. Lore, Clerk of the Board
Reviewed by: Cindy Navaroli, Interim Controller
Shelli Budai Ellison, Administrative Services Manager
Attachments: Board of Directors 3rd Quarter 2010 Payments
Board of Directors 3rd Quarter 2010 Attendance

San Diego County Water Authority

Board of Directors

3rd Quarter 2010 Payments

July, August, September

Director	Per Diem Payments	Mileage & Parking	Travel & Meetings	TOTAL	MWD Rep	Special Assignment
ARANT, Gary						
BLACKBURN, Keith	450.00	\$78.00		528.00		
BOND, James	2,400.00	387.00	239.00	3,026.00		Y
BOYLE, Brian						
BOWERSOX, James	600.00	93.00		693.00		Y
CROUCHER, Gary	750.00		860.00	1,610.00		Y
DAILEY, Marilyn	2,250.00	297.00	971.00	3,518.00		
DION, Mitch						
HANNAN, Patricia	1,650.00	170.00	724.00	2,544.00		
HEIDEL, Lynne	1,050.00	42.00	209.47	1,301.47	Y	
HILLIKER, Frank	1,050.00	117.00		1,167.00		
HOGAN, Michael	1,800.00	187.00	635.00	2,622.00		Y
JUNGREIS, Jeremy			75.00	75.00		
KNUTSON, W.D.	1,800.00	395.50	1,259.38	3,454.88		Y
LEWINGER, Keith	4,500.00	545.00	89.00	5,134.00	Y	
LEWIS, Claude	5,400.00	468.00	75.00	5,943.00		
LINDEN, John	600.00	58.00	150.00	808.00		
McMILLAN, Dan	2,250.00	373.00	1,844.00	4,467.00		
McINTOSH, Ralph						
MORRISON, Ron	600.00		150.00	750.00		
MUDD, Vincent						
MUIR, Mark	1,650.00		39.00	1,689.00		Y
PETTY, Rua	600.00	196.00	25.00	821.00		
POCKLINGTON, Bud	3,750.00	247.50	150.00	4,147.50	Y	
PRICE, Hershell	1,200.00	80.00	50.00	1,330.00		
SAUNDERS, Javier	1,350.00	106.50	200.00	1,656.50		
SAXOD, Elsa	1,650.00	147.00	264.00	2,061.00		Y
SMITH, Richard	1,500.00	200.00		1,700.00		
STEINER, Fern	2,400.00	112.00	25.00	2,537.00	Y	
TU, Yen C.	600.00	40.00	615.00	1,255.00		Y
WATTON, Mark						
WIGHT, Barbara	1,500.00	116.00	89.00	1,705.00		
WILLIAMS, Howard	1,200.00	290.00		1,490.00		Y
WILLIAMS, Kenneth	1,350.00	108.00		1,458.00		
WORNHAM, Thomas	900.00	80.00		980.00		
TOTALS:	\$ 46,800.00	\$4,933.50	\$ 8,737.85	\$ 60,471.35		

This report includes expenses paid directly to, or on behalf of each Director, during the months of July through September 2010.

SAN DIEGO COUNTY WATER AUTHORITY
Board of Directors
3rd Quarter 2010 Attendance
July, August, September

Director	Formal Board (3)	Special Board (0)	Total Meetings Attended (of 3 Held)
ARANT, Gary	2	-	2
BLACKBURN, Keith	2	-	2
BOND, James	1	-	1
BOWERSOX, James	2	-	2
BOYLE, Brian	1	-	1
CROUCHER, Gary	1	-	1
DAILEY, Marilyn	3	-	3
DION, Mitch	3	-	3
HANNAN, Trish	3	-	3
HEIDEL, Lynne	3	-	3
HILLIKER, Frank	3	-	3
HOGAN, Michael	3	-	3
JUNGREIS, Jeremy	2	-	2
KNUTSON, W.D.	3	-	3
LEWINGER, Keith	2	-	2
LEWIS, Claude	3	-	3
LINDEN, John	2	-	2
McMILLAN, Dan	3	-	3
McINTOSH, Ralph	2	-	2
MORRISON, Ron	3	-	3
MUDD, Vincent	3	-	3
MUIR, Mark	3	-	3
PETTY, Rua	2	-	2
POCKLINGTON, Bud	3	-	3
PRICE, Hershell	2	-	2
SAUNDERS, Javier	3	-	3
SAXOD, Elsa	3	-	3
SMITH, Richard	3	-	3
STEINER, Fern	3	-	3
TU, Yen C.	2	-	2
WATTON, Mark	2	-	2
WIGHT, Barbara	3	-	3
WILLIAMS, Howard	3	-	3
WILLIAMS, Kenneth	2	-	2
WORNHAM, Thomas	3	-	3



San Diego County Water Authority

BOARD CALENDAR

NOVEMBER 2010

- **3** MWD Delegates – 11:30 a.m.
- **10** **Cancelled - Tentative Water Planning Committee – Desalination Workshop – 1:30 p.m.**
- **18** **Cancelled - Tentative Board Desalination Workshop – 1:30 p.m.**
(The combined November and December Board meeting will be held on December 9, 2010.)

DECEMBER 2010

- **8** SCOOP – 9:30 a.m.
- **8** MWD Delegates – 11:30 a.m.
- **9** Combined November and December Board meeting – 3:00 p.m.

JANUARY 2011

- **5** MWD Delegates – 11:30 a.m.
- **13** Tentative Special Board Workshop on the 2010 Urban Water Management Plan and the 2035 forecasts – 1:30 p.m.
- **27** Regular Board meeting – 3:00 p.m.

10/18/2010